















2013-2020 20 AREAS - AR - 01 Octobre 2022

2013 to 2020  













Agricultural and Biological Sciences AR

Year range: 2013 to 2020 · Data source: Scopus, up to 21 Sep 2022 ·

Entity		2013	2014	2015	2016	2017	2018
 Agricultural and Biological Sciences (miscellaneous)		13.5	13.6	16.3	14.8	11.9	9.2
 Agronomy and Crop Science		19.7	17.4	16.9	14.7	12.6	11.1
 Animal Science and Zoology		15.2	14.0	12.4	10.8	9.5	7.9
 Aquatic Science		21.5	20.2	18.7	16.1	13.6	11.4
 Ecology, Evolution, Behavior and Systematics		26.2	22.6	19.8	17.1	13.8	11.3
 Food Science		23.7	22.5	22.2	20.3	17.6	16.3
 Forestry		20.6	19.5	18.4	15.7	13.4	11.7
 General Agricultural and Biological Sciences		27.4	23.3	20.3	17.2	14.3	11.4
 Horticulture		14.1	13.0	12.9	11.8	9.8	9.3
 Insect Science		19.4	17.3	15.8	12.8	11.0	9.3
 Plant Science		24.9	22.4	20.6	17.6	15.0	12.1
 Soil Science		25.6	24.3	22.7	19.3	16.7	13.7

Agricultural and Biological Sciences AR

Year range: 2013 to 2020 · Data source: Scopus, up to 21 Sep 2022 ·

Entity	↑	2019	2020	Overall
 Agricultural and Biological Sciences (miscellaneous)		6.9	4.4	10.5
 Agronomy and Crop Science		8.6	6.0	12.8
 Animal Science and Zoology		6.0	4.1	9.7
 Aquatic Science		9.1	6.1	13.9
 Ecology, Evolution, Behavior and Systematics		8.3	5.8	15.0
 Food Science		13.2	8.8	17.3
 Forestry		9.2	6.6	13.9
 General Agricultural and Biological Sciences		8.5	5.5	16.4
 Horticulture		7.6	5.0	10.1
 Insect Science		7.0	4.9	11.9
 Plant Science		9.3	6.5	15.1
 Soil Science		10.6	7.0	16.7

Metric 1: Citations per Publication

Types of publications included: Articles and reviews. Self-citations included: yes.

Authorship type:

Metric 2: Publication Year

Arts and Humanities AR

Year range: 2013 to 2020 · Data source: Scopus, up to 21 Sep 2022 ·

Entity	↑	2013	2014	2015	2016	2017	2018
Archeology (arts and humanities)		14.3	10.3	8.9	7.4	6.2	4.8
Arts and Humanities (miscellaneous)		22.5	20.2	17.2	16.4	13.4	10.4
Classics		2.2	1.7	1.5	1.3	1.0	0.8
Conservation		5.8	5.5	5.8	4.5	4.8	3.8
General Arts and Humanities		3.2	2.8	3.0	2.6	2.4	2.0
History		4.3	3.7	3.4	2.8	2.2	1.8
History and Philosophy of Science		14.9	14.4	13.1	9.8	9.5	6.9
Language and Linguistics		10.3	9.1	7.9	6.3	5.6	4.4
Literature and Literary Theory		1.8	1.5	1.4	1.2	1.0	0.8
Museology		4.6	4.3	4.0	3.4	2.6	2.2
Music		4.5	3.8	3.7	3.3	2.5	1.9
Philosophy		5.9	5.4	4.8	3.9	3.4	2.7
Religious Studies		2.8	2.4	2.3	2.0	1.7	1.4
Visual Arts and Performing Arts		2.3	2.4	2.2	1.9	1.5	1.2

Arts and Humanities AR

Year range: 2013 to 2020 · Data source: Scopus, up to 21 Sep 2022 ·

Entity	↑	2019	2020	Overall
Archeology (arts and humanities)		3.6	2.5	6.8
Arts and Humanities (miscellaneous)		7.0	4.8	13.5
Classics		0.5	0.4	1.2
Conservation		2.9	2.0	4.1
General Arts and Humanities		1.8	1.4	2.4
History		1.3	0.8	2.4
History and Philosophy of Science		4.8	3.1	9.1
Language and Linguistics		3.2	2.2	5.8
Literature and Literary Theory		0.6	0.4	1.0
Museology		1.5	0.8	2.7
Music		1.6	1.1	2.7
Philosophy		2.0	1.4	3.5
Religious Studies		1.1	0.8	1.8
Visual Arts and Performing Arts		1.0	0.7	1.6

Metric 1: Citations per Publication

Types of publications included: Articles and reviews. Self-citations included: yes.

Authorship type:

Metric 2: Publication Year

Biochemistry, Genetics and Molecular Biology AR

Year range: 2013 to 2020 · Data source: Scopus, up to 21 Sep 2022 ·

Entity	↑	2013	2014	2015	2016	2017
📊 Aging		40.5	37.7	33.0	30.1	26.4
📊 Biochemistry		34.2	31.5	27.4	24.6	22.5
📊 Biochemistry, Genetics and Molecular Biology (miscellaneous)		28.4	24.0	32.9	26.8	29.4
📊 Biophysics		28.7	27.0	23.1	20.8	19.0
📊 Biotechnology		30.5	27.0	26.6	24.4	22.4
📊 Cancer Research		37.6	33.1	29.9	26.0	24.8
📊 Cell Biology		42.9	40.1	34.0	31.3	27.5
📊 Clinical Biochemistry		24.4	21.3	19.2	15.8	15.2
📊 Developmental Biology		35.9	33.4	29.2	24.0	21.5
📊 Endocrinology		31.1	29.9	26.0	23.6	20.3
📊 General Biochemistry, Genetics and Molecular Biology		36.1	33.1	31.5	27.1	25.1
📊 Genetics		36.5	31.8	27.4	25.1	22.2
📊 Molecular Biology		37.7	33.5	28.6	26.1	24.0
📊 Molecular Medicine		34.9	31.9	27.7	25.1	21.7
📊 Physiology		34.9	31.4	28.1	24.7	21.6
📊 Structural Biology		31.4	25.8	28.1	23.7	21.9

Biochemistry, Genetics and Molecular Biology AR

Year range: 2013 to 2020 · Data source: Scopus, up to 21 Sep 2022 ·

Entity	↑	2018	2019	2020	Overall
📊 Aging		20.2	16.8	10.2	24.3
📊 Biochemistry		18.7	14.5	9.8	22.3
📊 Biochemistry, Genetics and Molecular Biology (miscellaneous)		25.0	19.1	10.9	21.3
📊 Biophysics		15.6	12.1	8.0	19.1
📊 Biotechnology		16.9	15.4	10.4	21.2
📊 Cancer Research		20.1	17.2	10.5	24.1
📊 Cell Biology		22.7	17.1	11.4	27.7
📊 Clinical Biochemistry		13.7	12.0	8.4	16.2
📊 Developmental Biology		17.5	13.2	8.5	22.4
📊 Endocrinology		17.0	12.6	8.5	21.2
📊 General Biochemistry, Genetics and Molecular Biology		22.7	17.7	12.5	26.0
📊 Genetics		18.7	14.2	8.6	22.8
📊 Molecular Biology		20.7	15.4	10.4	24.0
📊 Molecular Medicine		19.3	15.5	9.9	22.2
📊 Physiology		17.9	13.8	9.3	22.1
📊 Structural Biology		20.0	16.4	12.0	21.7

Metric 1: Citations per Publication

Types of publications included: Articles and reviews. Self-citations included: yes.

Authorship type:

Metric 2: Publication Year

Business, Management and Accounting AR

Year range: 2013 to 2020 · Data source: Scopus, up to 21 Sep 2022 ·

Entity	↑	2013	2014	2015	2016	2017
Accounting		26.7	22.7	21.5	17.1	14.9
Business and International Management		21.1	20.4	17.7	15.1	13.3
Business, Management and Accounting (miscellaneous)		14.3	14.0	12.0	12.1	11.0
General Business,Management and Accounting		14.2	13.1	11.7	9.8	8.7
Industrial Relations		15.0	13.3	12.5	14.5	11.3
Management Information Systems		32.8	26.1	27.2	24.0	18.8
Management of Technology and Innovation		28.1	24.1	21.1	17.8	13.5
Marketing		28.3	24.9	25.6	23.4	20.6
Organizational Behavior and Human Resource Management		23.1	22.2	20.1	16.9	15.2
Strategy and Management		29.0	26.5	24.3	22.2	20.8
Tourism, Leisure and Hospitality Management		32.3	29.0	28.6	23.8	20.6

Business, Management and Accounting AR

Year range: 2013 to 2020 · Data source: Scopus, up to 21 Sep 2022 ·

Entity	↑	2018	2019	2020	Overall
Accounting		10.3	7.9	4.9	14.4
Business and International Management		11.7	9.8	7.2	13.9
Business, Management and Accounting (miscellaneous)		8.9	8.3	5.3	10.2
General Business, Management and Accounting		8.4	8.3	5.5	9.8
Industrial Relations		9.1	6.7	4.8	10.7
Management Information Systems		15.5	10.4	8.6	18.3
Management of Technology and Innovation		11.3	5.5	5.4	12.8
Marketing		14.9	14.0	10.7	19.4
Organizational Behavior and Human Resource Management		11.8	8.7	5.9	14.9
Strategy and Management		18.7	14.8	10.5	19.6
Tourism, Leisure and Hospitality Management		17.3	13.4	10.2	19.8

Metric 1: Citations per Publication

Types of publications included: Articles and reviews. Self-citations included: yes.

Authorship type:

Metric 2: Publication Year

Chemical Engineering AR

Year range: 2013 to 2020 · Data source: Scopus, up to 21 Sep 2022 ·

Entity	↑	2013	2014	2015	2016	2017	2018
▣▣ Bioengineering		42.3	38.2	33.8	28.9	26.0	24.8
▣▣ Catalysis		57.7	52.6	48.5	42.8	37.7	31.5
▣▣ Chemical Engineering (miscellaneous)		21.1	21.3	22.3	21.4	23.4	20.2
▣▣ Chemical Health and Safety		20.8	20.7	18.4	13.5	14.2	9.8
▣▣ Colloid and Surface Chemistry		70.9	63.2	57.3	51.8	46.8	37.0
▣▣ Filtration and Separation		36.2	35.0	29.7	28.7	27.7	23.8
▣▣ Fluid Flow and Transfer Processes		19.6	18.4	16.2	17.2	15.1	12.7
▣▣ General Chemical Engineering		24.1	23.1	22.4	20.0	19.5	15.5
▣▣ Process Chemistry and Technology		25.5	26.0	25.4	24.2	24.1	21.0

Chemical Engineering AR

Year range: 2013 to 2020 · Data source: Scopus, up to 21 Sep 2022 ·

Entity	↑	2019	2020	Overall
📦 Bioengineering		18.3	11.9	27.6
📦 Catalysis		24.3	15.3	36.2
📦 Chemical Engineering (miscellaneous)		15.6	10.6	17.4
📦 Chemical Health and Safety		7.0	5.6	12.0
📦 Colloid and Surface Chemistry		28.9	19.5	46.0
📦 Filtration and Separation		20.9	15.0	26.0
📦 Fluid Flow and Transfer Processes		10.2	6.9	12.6
📦 General Chemical Engineering		13.7	10.2	18.0
📦 Process Chemistry and Technology		16.1	10.6	19.4

Metric 1: Citations per Publication

Types of publications included: Articles and reviews. Self-citations included: yes.

Authorship type:

Metric 2: Publication Year









Chemistry AR

Year range: 2013 to 2020 · Data source: Scopus, up to 21 Sep 2022 ·

Entity	↑	2013	2014	2015	2016	2017	2018
☐☐ Analytical Chemistry		26.6	25.6	23.3	21.6	19.3	17.1
☐☐ Chemistry (miscellaneous)		22.3	23.1	22.8	24.1	22.8	20.0
☐☐ Electrochemistry		31.1	27.8	27.0	24.0	21.2	18.6
☐☐ General Chemistry		37.5	36.9	34.2	29.8	28.5	24.3
☐☐ Inorganic Chemistry		23.5	21.2	20.9	18.9	17.4	15.8
☐☐ Organic Chemistry		27.1	25.3	23.2	21.1	19.2	16.7
☐☐ Physical and Theoretical Chemistry		28.0	26.0	24.2	21.2	18.6	16.2
☐☐ Spectroscopy		25.6	22.3	20.8	20.2	18.1	16.4

Chemistry AR

Year range: 2013 to 2020 · Data source: Scopus, up to 21 Sep 2022 ·

Entity	↑	2019	2020	Overall
 Analytical Chemistry		14.2	9.4	18.7
 Chemistry (miscellaneous)		14.2	9.2	17.1
 Electrochemistry		15.4	10.4	21.3
 General Chemistry		19.5	13.7	27.4
 Inorganic Chemistry		13.3	8.7	16.7
 Organic Chemistry		13.6	9.2	18.8
 Physical and Theoretical Chemistry		13.2	9.0	18.9
 Spectroscopy		14.3	9.3	17.3

Metric 1: Citations per Publication

Types of publications included: Articles and reviews. Self-citations included: yes.

Authorship type:

Metric 2: Publication Year

Computer Science AR

Year range: 2013 to 2020 · Data source: Scopus, up to 21 Sep 2022 ·

Entity	↑	2013	2014	2015	2016	2017	2018
Artificial Intelligence		29.2	28.5	26.4	24.1	23.4	20.6
Computational Theory and Mathematics		28.8	31.3	22.9	19.7	19.0	15.5
Computer Graphics and Computer-Aided Design		23.6	18.4	18.2	19.1	19.3	16.4
Computer Networks and Communications		21.6	21.3	20.1	18.0	16.1	14.5
Computer Science (miscellaneous)		7.9	10.2	10.7	12.5	10.7	5.6
Computer Science Applications		26.0	26.0	24.2	22.3	20.6	18.0
Computer Vision and Pattern Recognition		33.2	25.0	25.4	20.4	25.9	18.3
General Computer Science		14.1	12.9	13.6	12.8	13.9	13.3
Hardware and Architecture		20.5	20.4	18.7	16.8	15.4	11.4

Computer Science AR

Entity	↑	2013	2014	2015	2016	2017	2018
Human-Computer Interaction		26.0	25.9	26.3	24.5	23.9	19.2
Information Systems		20.6	20.0	19.2	19.4	17.9	16.7
Signal Processing		27.8	27.5	22.1	20.6	20.4	17.2
Software		26.4	25.0	25.0	20.8	21.1	18.0

Computer Science AR

Year range: 2013 to 2020 · Data source: Scopus, up to 21 Sep 2022 ·

Entity	↑	2019	2020	Overall
Artificial Intelligence		15.3	10.8	20.9
Computational Theory and Mathematics		11.0	6.9	18.7
Computer Graphics and Computer-Aided Design		12.6	7.4	16.2
Computer Networks and Communications		12.1	8.7	15.3
Computer Science (miscellaneous)		7.4	6.4	7.8
Computer Science Applications		13.2	9.2	18.5
Computer Vision and Pattern Recognition		13.8	9.7	20.2
General Computer Science		8.8	6.6	11.1
Hardware and Architecture		12.5	8.7	14.2
Human-Computer Interaction		16.1	11.0	20.6
Information Systems		13.1	9.2	16.2
Signal Processing		13.7	9.0	18.4
Software		13.6	9.9	19.0

Metric 1: Citations per Publication

Types of publications included: Articles and reviews. Self-citations included: yes.

Authorship type:

Metric 2: Publication Year

Decision Sciences AR

Year range: 2013 to 2020 · Data source: Scopus, up to 21 Sep 2022 ·

Entity	↑	2013	2014	2015	2016	2017	2018
Decision Sciences (miscellaneous)		6.4	6.3	5.1	9.2	6.2	3.9
General Decision Sciences		28.9	29.4	26.7	26.2	20.8	18.5
Information Systems and Management		36.8	30.8	31.3	28.5	22.9	18.4
Management Science and Operations Research		25.7	25.6	23.3	19.0	15.5	14.5
Statistics, Probability and Uncertainty		15.9	15.5	19.6	14.1	13.2	9.4

Decision Sciences AR

Year range: 2013 to 2020 · Data source: Scopus, up to 21 Sep 2022 ·

Entity	↑	2019	2020	Overall
Decision Sciences (miscellaneous)		8.6	9.8	7.4
General Decision Sciences		14.0	9.9	20.6
Information Systems and Management		13.9	10.2	22.2
Management Science and Operations Research		12.1	9.0	17.1
Statistics, Probability and Uncertainty		6.5	4.0	11.8

Metric 1: **Citations per Publication** 

Types of publications included: Articles and reviews. Self-citations included: yes.
Authorship type:

Metric 2: **Publication Year**

Dentistry AR

Year range: 2013 to 2020 · Data source: Scopus, up to 21 Sep 2022 ·

Entity	↑	2013	2014	2015	2016	2017	2018
🗄️ Dental Assisting		-	-	-	-	-	-
🗄️ Dental Hygiene		12.3	10.8	10.3	8.6	5.8	5.8
🗄️ Dentistry (miscellaneous)		16.5	16.2	13.6	12.5	8.9	8.8
🗄️ General Dentistry		17.4	16.7	15.0	12.3	11.0	9.0
🗄️ Oral Surgery		17.1	17.0	14.8	13.2	11.4	9.3
🗄️ Orthodontics		15.4	14.0	12.5	10.4	9.5	7.2
🗄️ Periodontics		26.0	22.7	21.4	17.0	18.3	16.9

Dentistry AR

Year range: 2013 to 2020 · Data source: Scopus, up to 21 Sep 2022 ·

Entity	↑	2019	2020	Overall
🗄️ Dental Assisting		-	4.5	4.5
🗄️ Dental Hygiene		3.3	2.6	6.4
🗄️ Dentistry (miscellaneous)		6.7	3.9	10.4
🗄️ General Dentistry		7.0	4.9	11.2
🗄️ Oral Surgery		7.1	4.3	11.7
🗄️ Orthodontics		4.9	3.4	9.4
🗄️ Periodontics		10.7	7.2	17.5

Metric 1: Citations per Publication ⚙️

Types of publications included: Articles and reviews. Self-citations included: yes.

Authorship type:

Metric 2: Publication Year

Earth and Planetary Sciences AR

Year range: 2013 to 2020 · Data source: Scopus, up to 21 Sep 2022 ·

Entity	↑	2013	2014	2015	2016	2017	2018
Atmospheric Science		35.0	30.1	26.5	21.8	19.8	16.2
Computers in Earth Sciences		40.4	37.6	34.7	26.0	22.9	20.2
Earth and Planetary Sciences (miscellaneous)		30.6	25.5	21.0	19.3	17.3	13.3
Earth-Surface Processes		25.6	23.4	20.8	17.4	15.1	12.0
Economic Geology		21.1	20.7	20.0	16.7	14.5	11.6
General Earth and Planetary Sciences		23.8	20.7	20.0	18.8	17.0	14.4
Geochemistry and Petrology		29.9	27.4	24.5	20.2	17.2	13.3
Geology		24.7	23.0	20.7	17.8	15.1	12.2
Geophysics		29.3	26.2	22.7	19.5	16.7	13.3
Geotechnical Engineering and Engineering Geology		14.9	15.5	15.2	14.0	13.0	11.6
Oceanography		24.2	22.8	20.4	17.4	15.3	12.1
Paleontology		19.7	20.0	18.2	15.0	11.9	8.6
Space and Planetary Science		34.3	28.9	26.5	23.4	20.3	17.3
Stratigraphy		27.5	27.1	23.4	20.4	16.8	14.2

Earth and Planetary Sciences AR

Year range: 2013 to 2020 · Data source: Scopus, up to 21 Sep 2022 ·

Entity	↑	2019	2020	Overall
Atmospheric Science		12.0	8.1	20.5
Computers in Earth Sciences		14.6	9.8	22.9
Earth and Planetary Sciences (miscellaneous)		10.0	6.6	17.1
Earth-Surface Processes		9.0	5.9	15.7
Economic Geology		9.1	6.2	13.9
General Earth and Planetary Sciences		11.1	7.3	15.5
Geochemistry and Petrology		10.0	6.6	18.0
Geology		9.4	6.1	15.3
Geophysics		10.2	6.5	17.6
Geotechnical Engineering and Engineering Geology		9.2	6.4	12.0
Oceanography		9.6	6.4	15.4
Paleontology		6.9	4.5	12.9
Space and Planetary Science		12.4	8.3	21.0
Stratigraphy		11.2	6.6	17.4

Metric 1: Citations per Publication

Types of publications included: Articles and reviews. Self-citations included: yes.

Authorship type:

Metric 2: Publication Year

Economics, Econometrics and Finance AR

Year range: 2013 to 2020 · Data source: Scopus, up to 21 Sep 2022 ·

Entity	↑	2013	2014	2015	2016	2017
▣▣ Economics and Econometrics		21.7	19.2	17.1	14.4	12.9
▣▣ Economics, Econometrics and Finance (miscellaneous)		13.7	11.5	11.8	8.7	8.5
▣▣ Finance		22.7	19.5	17.7	15.5	13.1
▣▣ General Economics,Econometrics and Finance		8.4	6.5	6.5	6.6	5.6

Economics, Econometrics and Finance AR

Year range: 2013 to 2020 · Data source: Scopus, up to 21 Sep 2022 ·

Entity	↑	2018	2019	2020	Overall
▣▣ Economics and Econometrics		12.1	10.1	7.4	13.9
▣▣ Economics, Econometrics and Finance (miscellaneous)		6.7	5.4	3.6	7.8
▣▣ Finance		10.8	7.9	6.2	13.3
▣▣ General Economics,Econometrics and Finance		5.3	4.7	3.2	5.8

Metric 1: Citations per Publication

Types of publications included: Articles and reviews. Self-citations included: yes.

Authorship type:

Metric 2: Publication Year

Energy AR

Year range: 2013 to 2020 · Data source: Scopus, up to 21 Sep 2022 ·

Entity	↑	2013	2014	2015	2016	2017	2018
Energy (miscellaneous)		22.9	19.3	17.4	33.8	24.3	17.5
Energy Engineering and Power Technology		24.0	24.0	22.5	23.2	21.2	18.4
Fuel Technology		25.1	26.2	24.7	25.7	23.9	21.2
General Energy		36.6	33.1	32.1	29.4	23.4	25.0
Nuclear Energy and Engineering		22.8	25.3	21.5	20.1	16.8	15.7
Renewable Energy, Sustainability and the Environment		48.1	46.4	43.7	41.5	36.5	31.0

Energy AR

Year range: 2013 to 2020 · Data source: Scopus, up to 21 Sep 2022 ·

Entity	↑	2019	2020	Overall
Energy (miscellaneous)		13.5	9.5	16.5
Energy Engineering and Power Technology		14.6	10.2	18.4
Fuel Technology		16.9	11.5	20.7
General Energy		18.0	11.2	24.3
Nuclear Energy and Engineering		12.5	8.3	17.5
Renewable Energy, Sustainability and the Environment		22.5	14.8	31.5

Metric 1: Citations per Publication

Types of publications included: Articles and reviews. Self-citations included: yes.

Authorship type:

Metric 2: Publication Year

Engineering AR

Year range: 2013 to 2020 · Data source: Scopus, up to 21 Sep 2022 ·

Entity	↑	2013	2014	2015	2016	2017	2018
▣▣ Aerospace Engineering		13.6	13.1	13.5	13.7	12.5	10.8
▣▣ Architecture		5.2	5.8	5.7	5.7	5.8	5.0
▣▣ Automotive Engineering		18.3	20.1	18.5	18.6	16.0	14.4
▣▣ Biomedical Engineering		30.2	28.3	25.6	21.1	21.1	19.5
▣▣ Building and Construction		28.6	28.5	26.7	24.7	21.9	19.0
▣▣ Civil and Structural Engineering		24.2	23.3	21.8	20.7	17.6	15.7
▣▣ Computational Mechanics		17.3	18.0	16.3	14.4	12.5	10.9
▣▣ Control and Systems Engineering		23.3	23.0	21.5	20.4	18.8	15.9
▣▣ Electrical and Electronic Engineering		21.6	21.9	20.2	18.6	17.8	15.3
▣▣ Engineering (miscellaneous)		15.7	17.1	16.7	15.1	14.5	13.5
▣▣ General Engineering		15.8	15.3	12.2	13.0	12.7	10.8

Engineering AR

Entity	↑	2013	2014	2015	2016	2017	2018
Industrial and Manufacturing Engineering		22.3	22.1	20.3	21.4	19.7	18.4
Mechanical Engineering		24.0	23.0	21.5	20.7	18.6	15.8
Mechanics of Materials		26.0	25.2	23.2	22.1	20.1	16.9
Media Technology		12.4	12.2	11.4	11.4	11.3	8.9
Ocean Engineering		15.1	15.6	14.9	13.6	12.1	10.6
Safety, Risk, Reliability and Quality		19.7	18.7	17.8	16.4	14.6	12.9

Engineering AR

Year range: 2013 to 2020 · Data source: Scopus, up to 21 Sep 2022 ·

Entity	↑	2019	2020	Overall
▣▣ Aerospace Engineering		9.4	6.3	11.4
▣▣ Architecture		4.7	4.3	5.2
▣▣ Automotive Engineering		12.7	8.3	15.2
▣▣ Biomedical Engineering		15.0	9.9	20.8
▣▣ Building and Construction		15.8	10.8	20.6
▣▣ Civil and Structural Engineering		11.3	9.3	16.7
▣▣ Computational Mechanics		8.9	6.4	12.2
▣▣ Control and Systems Engineering		12.9	8.9	17.3
▣▣ Electrical and Electronic Engineering		11.3	8.4	16.2
▣▣ Engineering (miscellaneous)		9.3	6.6	12.5
▣▣ General Engineering		8.0	6.3	10.7
▣▣ Industrial and Manufacturing Engineering		16.2	12.2	18.6
▣▣ Mechanical Engineering		12.8	8.7	17.6
▣▣ Mechanics of Materials		12.5	9.6	18.8
▣▣ Media Technology		9.1	7.1	10.2
▣▣ Ocean Engineering		9.0	6.1	11.6
▣▣ Safety, Risk, Reliability and Quality		10.6	8.0	14.0

Metric 1: Citations per Publication

Types of publications included: Articles and reviews. Self-citations included: yes.

Authorship type:

Metric 2: Publication Year

Environmental Science AR

Year range: 2013 to 2020 · Data source: Scopus, up to 21 Sep 2022 ·

Entity	↑	2013	2014	2015	2016	2017	2018
Ecological Modeling		41.5	36.1	34.1	33.3	26.3	23.1
Ecology		25.3	24.0	21.3	18.1	16.0	12.7
Environmental Chemistry		39.3	38.0	33.4	30.3	29.0	26.8
Environmental Engineering		31.2	28.9	27.4	25.4	24.6	19.0
Environmental Science (miscellaneous)		29.3	24.7	24.7	22.4	18.3	15.0
General Environmental Science		22.8	21.1	22.8	22.1	20.8	20.7
Global and Planetary Change		41.6	37.6	30.3	25.6	24.0	20.6
Health, Toxicology and Mutagenesis		31.1	27.7	25.9	24.9	22.7	19.8
Management, Monitoring, Policy and Law		30.3	29.2	26.0	24.0	21.3	17.7
Nature and Landscape Conservation		25.0	21.6	21.6	17.6	15.3	12.3
Pollution		33.5	32.9	28.8	26.2	24.2	23.1
Waste Management and Disposal		33.2	30.9	28.3	27.3	26.2	25.3
Water Science and Technology		23.0	21.4	20.2	17.0	15.2	13.2

Environmental Science AR

Year range: 2013 to 2020 · Data source: Scopus, up to 21 Sep 2022 ·

Entity	↑	2019	2020	Overall
Ecological Modeling		19.0	11.4	27.0
Ecology		9.4	6.3	15.6
Environmental Chemistry		21.8	16.6	27.8
Environmental Engineering		16.4	14.0	21.7
Environmental Science (miscellaneous)		11.2	7.7	14.7
General Environmental Science		16.2	11.6	19.2
Global and Planetary Change		15.9	10.2	23.8
Health, Toxicology and Mutagenesis		15.3	11.5	20.3
Management, Monitoring, Policy and Law		13.8	9.4	19.3
Nature and Landscape Conservation		9.0	6.4	14.6
Pollution		18.8	14.1	23.6
Waste Management and Disposal		20.5	15.8	24.7
Water Science and Technology		10.6	6.9	15.2

Metric 1: Citations per Publication

Types of publications included: Articles and reviews. Self-citations included: yes.

Authorship type:

Metric 2: Publication Year

Health Professions AR

Year range: 2013 to 2020 · Data source: Scopus, up to 21 Sep 2022 ·

Entity	↑	2013	2014	2015	2016	2017	2018
☐☐ Chiropractics		14.0	10.9	10.4	35.2	8.3	6.4
☐☐ Complementary and Manual Therapy		12.3	13.0	12.1	9.9	8.1	6.2
☐☐ Emergency Medical Services		8.3	10.8	8.3	7.1	5.2	4.0
☐☐ General Health Professions		18.1	15.8	14.7	12.5	11.5	8.9
☐☐ Health Information Management		32.1	30.9	25.9	28.5	19.7	20.8
☐☐ Health Professions (miscellaneous)		12.7	12.7	12.6	11.8	13.9	10.7
☐☐ Medical Assisting and Transcription		8.2	2.0	5.4	6.4	3.4	2.1
☐☐ Medical Laboratory Technology		14.0	11.7	11.5	10.0	10.2	9.7
☐☐ Medical Terminology		-	-	-	1.6	1.2	0.5
☐☐ Occupational Therapy		13.4	13.3	11.5	9.1	7.4	6.3
☐☐ Optometry		17.2	15.9	12.0	10.1	9.9	7.5
☐☐ Pharmacy		9.4	8.9	7.4	8.5	7.0	5.8

Health Professions AR

Entity	↑	2013	2014	2015	2016	2017	2018
Physical Therapy, Sports Therapy and Rehabilitation		22.1	21.9	19.0	16.2	14.4	11.0
Podiatry		11.0	7.6	7.4	5.3	4.9	4.0
Radiological and Ultrasound Technology		26.9	22.7	20.4	20.3	19.6	14.9
Respiratory Care		-	-	6.4	8.1	9.7	6.7
Speech and Hearing		19.2	16.8	14.5	11.8	10.6	8.6

Health Professions AR

Year range: 2013 to 2020 · Data source: Scopus, up to 21 Sep 2022 ·

Entity	↑	2019	2020	Overall
☐☐ Chiropractics		3.9	2.5	10.8
☐☐ Complementary and Manual Therapy		5.9	3.8	8.3
☐☐ Emergency Medical Services		2.5	1.7	5.2
☐☐ General Health Professions		6.7	3.7	10.8
☐☐ Health Information Management		15.6	16.5	21.9
☐☐ Health Professions (miscellaneous)		9.9	7.9	10.4
☐☐ Medical Assisting and Transcription		1.6	1.5	3.7
☐☐ Medical Laboratory Technology		6.8	4.9	9.5
☐☐ Medical Terminology		0.5	0.3	0.8
☐☐ Occupational Therapy		4.2	2.7	7.9
☐☐ Optometry		7.4	4.6	10.5
☐☐ Pharmacy		4.3	3.8	6.5
☐☐ Physical Therapy, Sports Therapy and Rehabilitation		8.1	5.1	13.9
☐☐ Podiatry		3.5	2.0	5.5
☐☐ Radiological and Ultrasound Technology		12.5	7.9	17.6
☐☐ Respiratory Care		5.3	6.8	7.3
☐☐ Speech and Hearing		5.7	3.7	10.8

Metric 1: Citations per Publication

Types of publications included: Articles and reviews. Self-citations included: yes.

Authorship type:

Metric 2: Publication Year

Immunology and Microbiology AR

Year range: 2013 to 2020 · Data source: Scopus, up to 21 Sep 2022 ·

Entity	↑	2013	2014	2015	2016	2017	2018
Applied Microbiology and Biotechnology		26.5	24.0	22.7	20.3	17.7	16.2
General Immunology and Microbiology		33.6	31.0	29.4	25.4	21.2	17.4
Immunology		41.3	39.2	34.3	30.7	28.0	22.9
Immunology and Microbiology (miscellaneous)		19.5	17.4	16.2	13.3	12.1	9.4
Microbiology		34.0	31.0	28.2	26.6	23.8	18.8
Parasitology		27.8	25.4	22.3	18.9	15.9	13.0
Virology		33.1	30.3	28.6	24.4	21.0	17.5

Immunology and Microbiology AR

Year range: 2013 to 2020 · Data source: Scopus, up to 21 Sep 2022 ·

Entity	↑	2019	2020	Overall
Applied Microbiology and Biotechnology		13.1	9.5	18.8
General Immunology and Microbiology		12.9	9.1	21.6
Immunology		17.8	13.8	27.9
Immunology and Microbiology (miscellaneous)		6.5	4.4	11.0
Microbiology		14.1	10.2	22.2
Parasitology		9.3	7.9	17.4
Virology		13.3	15.6	22.6

Metric 1: Citations per Publication

Types of publications included: Articles and reviews. Self-citations included: yes.

Authorship type:

Metric 2: Publication Year

Materials Science AR

Year range: 2013 to 2020 · Data source: Scopus, up to 21 Sep 2022 ·

Entity	↑	2013	2014	2015	2016	2017	2018
▣▣ Biomaterials		39.2	35.1	30.3	30.8	27.1	22.1
▣▣ Ceramics and Composites		33.1	30.5	27.5	24.8	22.2	18.7
▣▣ Electronic, Optical and Magnetic Materials		22.5	21.6	20.1	19.5	17.2	15.0
▣▣ General Materials Science		34.9	34.2	32.0	28.7	26.6	23.4
▣▣ Materials Chemistry		22.1	21.6	20.6	19.7	18.0	15.5
▣▣ Materials Science (miscellaneous)		6.9	9.5	9.4	11.0	10.2	9.4
▣▣ Metals and Alloys		20.4	20.0	19.1	17.8	16.1	13.6
▣▣ Polymers and Plastics		24.6	22.7	20.5	18.9	17.2	14.5
▣▣ Surfaces, Coatings and Films		26.8	25.5	24.2	22.1	19.9	17.0

Materials Science AR

Year range: 2013 to 2020 · Data source: Scopus, up to 21 Sep 2022 ·

Entity	↑	2019	2020	Overall
▣▣ Biomaterials		15.7	12.3	24.6
▣▣ Ceramics and Composites		15.9	11.1	22.3
▣▣ Electronic, Optical and Magnetic Materials		11.5	8.4	16.6
▣▣ General Materials Science		17.2	11.5	24.3
▣▣ Materials Chemistry		12.7	9.2	17.0
▣▣ Materials Science (miscellaneous)		8.3	6.9	8.8
▣▣ Metals and Alloys		10.6	8.1	15.4
▣▣ Polymers and Plastics		11.0	9.0	16.6
▣▣ Surfaces, Coatings and Films		12.7	9.7	19.0

Metric 1: Citations per Publication

Types of publications included: Articles and reviews. Self-citations included: yes.

Authorship type:

Metric 2: Publication Year

Mathematics AR

Year range: 2013 to 2020 · Data source: Scopus, up to 21 Sep 2022 ·

Entity	↑	2013	2014	2015	2016	2017	2018
Algebra and Number Theory		7.8	6.7	6.1	5.7	5.0	4.5
Analysis		10.5	9.6	9.5	8.3	7.4	6.4
Applied Mathematics		16.1	14.4	13.4	12.5	11.9	10.2
Computational Mathematics		21.8	25.4	18.3	14.3	12.7	11.7
Control and Optimization		15.9	16.1	13.6	13.6	13.2	11.9
Discrete Mathematics and Combinatorics		8.2	7.6	6.9	6.1	5.6	4.7
General Mathematics		8.8	7.6	7.1	6.8	6.0	5.8
Geometry and Topology		9.7	8.2	7.5	7.0	6.6	6.0
Logic		11.7	9.9	10.5	7.9	8.0	6.2
Mathematical Physics		13.3	12.5	11.5	10.2	9.5	7.6
Mathematics (miscellaneous)		12.1	9.7	9.5	7.9	6.6	5.7
Modeling and Simulation		19.8	18.5	16.2	14.7	14.1	12.2
Numerical Analysis		18.9	17.2	14.4	13.6	12.5	10.2

Mathematics AR

Entity	↑	2013	2014	2015	2016	2017	2018
Statistics and Probability		19.2	22.7	18.8	14.2	12.0	10.0
Theoretical Computer Science		15.7	13.7	15.2	14.1	13.0	11.9

Mathematics AR

Year range: 2013 to 2020 · Data source: Scopus, up to 21 Sep 2022 ·

Entity	↑	2019	2020	Overall
Algebra and Number Theory		3.5	2.7	5.1
Analysis		5.1	3.7	7.5
Applied Mathematics		7.7	5.9	11.3
Computational Mathematics		8.6	5.9	14.2
Control and Optimization		8.8	5.8	10.9
Discrete Mathematics and Combinatorics		3.6	2.2	5.5
General Mathematics		4.9	3.8	6.2
Geometry and Topology		4.8	3.8	6.4
Logic		5.4	4.4	7.7
Mathematical Physics		6.5	4.9	9.1
Mathematics (miscellaneous)		4.3	3.1	6.9
Modeling and Simulation		9.9	6.7	13.6
Numerical Analysis		7.3	5.3	11.9
Statistics and Probability		7.3	4.6	13.1
Theoretical Computer Science		9.8	6.8	12.4

Metric 1: Citations per Publication

Types of publications included: Articles and reviews. Self-citations included: yes.

Authorship type:

Metric 2: Publication Year

Medicine AR

Year range: 2013 to 2020 · Data source: Scopus, up to 21 Sep 2022 ·

Entity	↑	2013	2014	2015	2016	2017
🏠 Anatomy		19.9	19.9	17.2	15.5	13.5
🏠 Anesthesiology and Pain Medicine		20.4	19.0	16.9	14.4	13.4
🏠 Biochemistry (medical)		25.5	22.4	22.0	18.7	19.1
🏠 Cardiology and Cardiovascular Medicine		26.6	24.8	22.0	20.2	18.0
🏠 Complementary and Alternative Medicine		15.2	13.3	12.0	11.4	10.0
🏠 Critical Care and Intensive Care Medicine		30.9	24.2	22.9	20.7	19.5
🏠 Dermatology		17.5	16.4	14.5	12.3	11.8
🏠 Drug Guides		5.3	8.7	7.3	4.6	3.8
🏠 Embryology		20.3	20.7	15.9	13.8	12.7
🏠 Emergency Medicine		13.3	12.8	12.3	10.3	9.2
🏠 Endocrinology, Diabetes and Metabolism		32.6	30.8	26.6	23.7	20.5
🏠 Epidemiology		33.6	30.6	27.0	24.3	21.6
🏠 Family Practice		12.7	11.7	9.7	6.2	5.9
🏠 Gastroenterology		26.4	24.3	22.6	20.3	19.6
🏠 General Medicine		12.8	12.3	12.3	12.2	12.5
🏠 Genetics (clinical)		38.6	33.5	31.2	25.9	22.1
🏠 Geriatrics and Gerontology		28.4	28.1	25.1	21.3	18.3

Medicine AR

Entity	↑	2013	2014	2015	2016	2017
Health Informatics		31.6	29.7	26.0	21.7	21.6
Health Policy		19.7	17.4	16.3	14.1	12.8
Hematology		32.0	28.4	27.3	26.0	21.7
Hepatology		40.1	35.2	35.2	31.4	29.9
Histology		19.5	18.5	17.9	12.7	11.3
Immunology and Allergy		39.6	37.6	32.8	28.6	25.8
Infectious Diseases		29.2	26.7	23.9	20.9	18.0
Internal Medicine		31.3	29.8	24.2	20.6	18.6
Medicine (miscellaneous)		27.3	25.2	23.5	19.1	18.2
Microbiology (medical)		28.7	27.8	24.5	23.7	21.4
Nephrology		26.2	24.2	22.3	19.9	18.3
Neurology (clinical)		28.5	26.1	23.6	20.8	18.5
Obstetrics and Gynecology		21.3	20.0	18.1	15.2	13.3
Oncology		33.7	30.7	29.3	25.8	22.9
Ophthalmology		18.3	17.5	16.0	13.9	12.1
Orthopedics and Sports Medicine		23.1	21.4	18.6	16.3	14.2
Otorhinolaryngology		13.9	12.8	12.0	10.8	9.5
Pathology and Forensic Medicine		19.6	17.6	15.8	13.7	11.5
Pediatrics, Perinatology and Child Health		18.9	16.4	15.1	13.1	11.4
Pharmacology (medical)		23.1	20.7	18.1	15.5	14.3

Medicine AR

Entity	↑	2013	2014	2015	2016	2017
☐☐ Physiology (medical)		33.8	29.5	27.3	22.7	21.1
☐☐ Psychiatric Mental Health		14.5	16.1	15.6	12.7	11.5
☐☐ Public Health, Environmental and Occupational Health		22.3	19.9	18.3	15.6	14.3
☐☐ Pulmonary and Respiratory Medicine		24.9	22.9	21.4	18.4	17.5
☐☐ Radiology, Nuclear Medicine and Imaging		21.1	19.0	17.6	15.3	14.7
☐☐ Rehabilitation		18.6	17.4	15.1	12.7	11.2
☐☐ Reproductive Medicine		25.3	23.7	20.3	18.8	15.5
☐☐ Reviews and References (medical)		29.7	28.7	14.6	10.4	42.7
☐☐ Rheumatology		30.7	30.4	27.8	22.8	21.3
☐☐ Surgery		18.2	16.8	15.0	13.2	11.6
☐☐ Transplantation		30.0	23.8	23.0	18.9	16.6
☐☐ Urology		19.5	17.7	16.5	15.2	12.9

Medicine AR

Year range: 2013 to 2020 · Data source: Scopus, up to 21 Sep 2022 ·

Entity	↑	2018	2019	2020	Overall
🏥 Anatomy		10.0	7.7	5.1	13.5
🏥 Anesthesiology and Pain Medicine		11.2	8.6	6.0	13.4
🏥 Biochemistry (medical)		15.4	11.1	8.7	16.9
🏥 Cardiology and Cardiovascular Medicine		15.0	11.3	8.2	18.1
🏥 Complementary and Alternative Medicine		8.2	6.6	4.8	10.1
🏥 Critical Care and Intensive Care Medicine		13.9	10.7	9.4	18.7
🏥 Dermatology		9.7	7.3	5.1	11.5
🏥 Drug Guides		4.6	4.1	3.9	4.9
🏥 Embryology		10.4	5.9	4.6	13.1
🏥 Emergency Medicine		7.8	5.7	4.8	9.4
🏥 Endocrinology, Diabetes and Metabolism		17.3	13.0	9.0	21.0
🏥 Epidemiology		17.0	12.0	13.4	22.3
🏥 Family Practice		5.8	3.7	2.6	6.7
🏥 Gastroenterology		15.4	12.3	8.4	18.6
🏥 General Medicine		10.1	7.9	8.7	11.1
🏥 Genetics (clinical)		17.1	13.4	7.3	22.5
🏥 Geriatrics and Gerontology		15.3	11.2	7.9	18.8
🏥 Health Informatics		18.3	13.8	10.9	19.5
🏥 Health Policy		10.7	7.5	5.8	12.4
🏥 Hematology		19.9	14.2	11.3	22.5

Medicine AR

Entity	↑	2018	2019	2020	Overall
☐☐ Hepatology		26.0	18.6	13.5	28.3
☐☐ Histology		13.3	9.7	7.5	13.7
☐☐ Immunology and Allergy		21.4	16.9	12.9	26.1
☐☐ Infectious Diseases		14.9	11.0	12.5	19.1
☐☐ Internal Medicine		16.9	11.6	10.3	19.8
☐☐ Medicine (miscellaneous)		16.2	12.2	8.5	17.7
☐☐ Microbiology (medical)		17.6	13.0	13.1	20.1
☐☐ Nephrology		13.5	9.8	7.6	17.5
☐☐ Neurology (clinical)		14.7	10.9	7.3	18.1
☐☐ Obstetrics and Gynecology		10.9	7.8	5.4	13.6
☐☐ Oncology		19.3	15.4	9.3	22.4
☐☐ Ophthalmology		9.5	7.2	4.6	12.1
☐☐ Orthopedics and Sports Medicine		11.4	8.4	5.0	14.1
☐☐ Otorhinolaryngology		7.6	5.9	4.4	9.4
☐☐ Pathology and Forensic Medicine		10.3	7.4	4.8	12.4
☐☐ Pediatrics, Perinatology and Child Health		9.1	6.7	5.0	11.6
☐☐ Pharmacology (medical)		12.0	9.3	7.2	14.5
☐☐ Physiology (medical)		16.8	13.3	9.0	21.2
☐☐ Psychiatric Mental Health		9.5	6.0	4.3	10.6
☐☐ Public Health, Environmental and Occupational Health		11.6	8.4	7.6	13.9
☐☐ Pulmonary and Respiratory Medicine		13.3	10.4	8.5	16.8

Medicine AR

Entity	↑	2018	2019	2020	Overall
🏠 Radiology, Nuclear Medicine and Imaging		12.0	9.7	7.1	14.2
🏠 Rehabilitation		8.4	6.5	4.2	11.4
🏠 Reproductive Medicine		12.5	8.7	5.3	15.9
🏠 Reviews and References (medical)		9.8	5.2	1.1	12.9
🏠 Rheumatology		15.1	12.2	8.5	20.6
🏠 Surgery		9.4	7.0	4.4	11.5
🏠 Transplantation		11.9	9.5	6.7	17.1
🏠 Urology		10.3	8.0	5.1	12.9

Metric 1: Citations per Publication ⚙️

Types of publications included: Articles and reviews. Self-citations included: yes.

Authorship type:

Metric 2: Publication Year

Multidisciplinary AR

Year range: 2013 to 2020 · Data source: Scopus, up to 21 Sep 2022 ·

Entity	↑	2013	2014	2015	2016	2017	2018
🏠 Multidisciplinary		44.0	40.1	37.7	31.0	28.0	23.1

Multidisciplinary AR

Year range: 2013 to 2020 · Data source: Scopus, up to 21 Sep 2022 ·

Entity	↑	2019	2020	Overall
 Multidisciplinary		17.2	13.2	28.9

Metric 1: Citations per Publication

Types of publications included: Articles and reviews. Self-citations included: yes.

Authorship type:

Metric 2: Publication Year

2013-2020 7 AREAS - AR - 01 Octubre 2022

2013 to 2020 ∨ ∧

Neuroscience AR

Year range: 2013 to 2020 · Data source: Scopus, up to 21 Sep 2022 ·

Entity	↑	2013	2014	2015	2016	2017	2018
Behavioral Neuroscience		32.0	28.6	26.0	20.9	19.5	14.6
Biological Psychiatry		39.1	33.3	29.1	27.5	22.2	18.3
Cellular and Molecular Neuroscience		39.1	36.7	32.2	30.4	26.1	22.5
Cognitive Neuroscience		42.5	38.5	32.4	27.6	24.5	19.6
Developmental Neuroscience		33.1	29.1	25.4	22.2	18.8	16.5
Endocrine and Autonomic Systems		32.6	30.7	28.5	24.2	21.1	17.4
General Neuroscience		40.6	37.5	33.8	27.9	24.4	19.1
Neurology		33.6	30.2	26.5	23.5	21.1	16.6
Neuroscience (miscellaneous)		29.6	28.0	22.9	19.3	16.2	13.4
Sensory Systems		26.4	24.2	21.5	19.0	17.0	12.9

Neuroscience AR

Year range: 2013 to 2020 · Data source: Scopus, up to 21 Sep 2022 ·

Entity	↑	2019	2020	Overall
Behavioral Neuroscience		10.4	9.1	19.7
Biological Psychiatry		13.5	12.3	24.2
Cellular and Molecular Neuroscience		17.0	10.7	26.3
Cognitive Neuroscience		14.6	9.4	24.8
Developmental Neuroscience		12.0	8.7	20.8
Endocrine and Autonomic Systems		12.6	13.2	22.4
General Neuroscience		14.0	8.8	24.6
Neurology		12.5	8.0	20.8
Neuroscience (miscellaneous)		9.4	5.9	18.4
Sensory Systems		9.6	6.3	17.4

Metric 1: Citations per Publication

Types of publications included: Articles and reviews. Self-citations included: yes.

Authorship type:

Metric 2: Publication Year

Nursing AR

Year range: 2013 to 2020 · Data source: Scopus, up to 21 Sep 2022 ·

Entity	↑	2013	2014	2015	2016	2017	2018
Advanced and Specialized Nursing		30.0	24.2	21.1	17.1	14.8	13.5
Assessment and Diagnosis		10.6	8.7	8.6	7.6	5.0	4.8
Care Planning		14.1	12.5	11.9	10.2	7.3	6.4
Community and Home Care		8.6	8.4	6.6	6.7	6.0	4.8
Critical Care Nursing		7.8	8.0	7.8	8.3	7.5	5.5
Emergency Nursing		10.2	10.4	13.1	7.5	7.6	7.2
Fundamentals and Skills		12.8	11.6	11.0	9.9	8.0	6.1
General Nursing		13.7	12.4	11.5	10.8	9.6	7.7
Gerontology		16.2	16.8	16.4	14.4	11.6	9.7
Issues, Ethics and Legal Aspects		10.5	9.7	9.5	8.5	7.3	6.7
Leadership and Management		12.1	10.3	9.7	8.7	7.3	6.5
LPN and LVN		11.7	11.2	9.8	8.4	7.7	6.1
Maternity and Midwifery		11.3	13.0	10.9	10.1	9.1	6.9

Nursing AR

Entity	↑	2013	2014	2015	2016	2017	2018
☐☐ Medical and Surgical Nursing		7.3	6.3	6.6	6.4	5.5	4.0
☐☐ Nurse Assisting		1.3	2.1	2.5	2.4	2.6	3.4
☐☐ Nursing (miscellaneous)		13.8	12.2	11.5	10.4	8.8	6.9
☐☐ Nutrition and Dietetics		31.1	28.2	25.8	22.2	19.5	16.0
☐☐ Oncology (nursing)		22.1	19.6	15.6	15.2	12.3	9.7
☐☐ Pathophysiology		-	-	-	-	-	-
☐☐ Pediatrics		9.0	9.1	9.8	8.5	8.1	6.3
☐☐ Pharmacology (nursing)		6.4	4.6	4.9	3.8	5.8	3.1
☐☐ Psychiatric Mental Health		14.5	16.1	15.6	12.7	11.5	9.5
☐☐ Research and Theory		12.1	10.5	8.6	7.4	6.5	6.2
☐☐ Review and Exam Preparation		8.4	6.3	6.8	6.1	4.5	5.3

Nursing AR

Year range: 2013 to 2020 · Data source: Scopus, up to 21 Sep 2022 ·

Entity	↑	2019	2020	Overall
Advanced and Specialized Nursing		10.1	7.4	17.1
Assessment and Diagnosis		3.3	2.0	6.2
Care Planning		4.6	2.7	8.3
Community and Home Care		3.5	2.8	5.8
Critical Care Nursing		4.8	2.9	6.5
Emergency Nursing		5.4	4.2	8.2
Fundamentals and Skills		3.9	2.2	7.1
General Nursing		5.0	3.9	8.9
Gerontology		7.6	5.6	11.8
Issues, Ethics and Legal Aspects		6.0	4.4	7.9
Leadership and Management		5.4	4.5	7.7
LPN and LVN		4.6	2.9	7.6
Maternity and Midwifery		5.2	3.1	8.6
Medical and Surgical Nursing		3.8	2.2	5.2
Nurse Assisting		1.7	1.2	2.1
Nursing (miscellaneous)		4.7	3.4	8.4
Nutrition and Dietetics		12.3	8.6	19.3
Oncology (nursing)		7.1	4.7	12.6
Pathophysiology		-	-	-
Pediatrics		4.4	3.7	7.3

Nursing AR

Entity	↑	2019	2020	Overall
Pharmacology (nursing)		2.5	2.0	4.0
Psychiatric Mental Health		6.0	4.3	10.6
Research and Theory		3.8	2.4	6.3
Review and Exam Preparation		2.7	2.3	5.3

Metric 1: Citations per Publication

Types of publications included: Articles and reviews. Self-citations included: yes.

Authorship type:

Metric 2: Publication Year

Pharmacology, Toxicology and Pharmaceutics AR

Year range: 2013 to 2020 · Data source: Scopus, up to 21 Sep 2022 ·

Entity	↑	2013	2014	2015	2016	2017	2018
Drug Discovery		24.6	23.1	20.9	18.8	17.5	15.0
General Pharmacology, Toxicology and Pharmaceutics		9.8	9.4	8.7	7.6	8.7	8.1
Pharmaceutical Science		20.9	17.9	18.0	16.2	15.1	13.4
Pharmacology		25.2	23.0	20.4	18.5	17.8	15.4
Pharmacology, Toxicology and Pharmaceutics (miscellaneous)		11.3	12.1	11.3	14.3	14.6	12.1
Toxicology		29.0	26.2	23.0	20.9	19.9	16.8

Pharmacology, Toxicology and Pharmaceutics AR

Year range: 2013 to 2020 · Data source: Scopus, up to 21 Sep 2022 ·

Entity	↑	2019	2020	Overall
Drug Discovery		12.1	8.6	17.2
General Pharmacology, Toxicology and Pharmaceutics		6.2	3.7	7.3
Pharmaceutical Science		11.6	7.4	14.8
Pharmacology		12.3	8.5	17.4
Pharmacology, Toxicology and Pharmaceutics (miscellaneous)		10.3	8.2	11.5
Toxicology		12.6	7.4	18.6

Metric 1: Citations per Publication

Types of publications included: Articles and reviews. Self-citations included: yes.

Authorship type:

Metric 2: Publication Year

Physics and Astronomy AR

Year range: 2013 to 2020 · Data source: Scopus, up to 21 Sep 2022 ·

Entity	↑	2013	2014	2015	2016	2017	2018
Acoustics and Ultrasonics		18.5	17.9	15.2	14.1	14.2	11.2
Astronomy and Astrophysics		34.8	29.8	27.1	24.2	20.8	17.9
Atomic and Molecular Physics, and Optics		19.9	19.5	18.0	17.1	15.6	13.8
Condensed Matter Physics		22.3	21.4	19.5	17.7	16.4	14.5
General Physics and Astronomy		29.3	29.9	27.8	24.8	22.8	19.7
Instrumentation		17.0	18.1	16.6	15.5	15.3	13.8
Nuclear and High Energy Physics		21.2	20.4	18.0	14.7	12.8	11.5
Physics and Astronomy (miscellaneous)		24.4	22.8	20.6	18.1	15.7	13.5
Radiation		16.1	14.5	12.9	11.9	11.2	9.1
Statistical and Nonlinear Physics		15.7	14.6	13.0	12.6	10.7	8.6
Surfaces and Interfaces		27.6	26.0	23.0	21.0	19.4	17.5

Physics and Astronomy AR

Year range: 2013 to 2020 · Data source: Scopus, up to 21 Sep 2022 ·

Entity	↑	2019	2020	Overall
Acoustics and Ultrasonics		8.5	6.1	13.0
Astronomy and Astrophysics		12.9	8.7	21.5
Atomic and Molecular Physics, and Optics		10.7	7.5	14.8
Condensed Matter Physics		11.5	8.2	16.2
General Physics and Astronomy		15.3	10.8	21.9
Instrumentation		10.2	7.1	13.2
Nuclear and High Energy Physics		8.6	5.9	14.6
Physics and Astronomy (miscellaneous)		10.2	7.1	16.3
Radiation		6.9	4.9	10.9
Statistical and Nonlinear Physics		7.5	6.4	10.9
Surfaces and Interfaces		14.1	9.8	19.3

Metric 1: Citations per Publication

Types of publications included: Articles and reviews. Self-citations included: yes.

Authorship type:

Metric 2: Publication Year

Psychology AR

Year range: 2013 to 2020 · Data source: Scopus, up to 21 Sep 2022 ·

Entity	↑	2013	2014	2015	2016	2017	2018
Applied Psychology		29.4	27.0	25.1	20.3	17.5	13.7
Clinical Psychology		23.9	21.5	19.3	16.4	14.5	11.9
Developmental and Educational Psychology		28.1	24.3	20.7	17.8	14.8	11.9
Experimental and Cognitive Psychology		31.4	26.5	22.5	19.9	16.8	13.3
General Psychology		29.8	28.0	23.7	19.9	17.2	13.5
Neuropsychology and Physiological Psychology		35.5	30.2	26.9	22.1	19.3	14.5
Psychology (miscellaneous)		23.3	22.3	16.7	15.8	14.6	11.0
Social Psychology		24.7	21.4	19.0	15.9	14.0	10.9

Psychology AR

Year range: 2013 to 2020 · Data source: Scopus, up to 21 Sep 2022 ·

Entity	↑	2019	2020	Overall
Applied Psychology		11.2	7.5	18.1
Clinical Psychology		8.3	6.5	14.8
Developmental and Educational Psychology		8.8	6.1	15.8
Experimental and Cognitive Psychology		9.2	6.4	17.7
General Psychology		10.0	7.1	17.6
Neuropsychology and Physiological Psychology		10.5	6.3	20.6
Psychology (miscellaneous)		7.7	4.4	13.6
Social Psychology		7.9	6.2	14.4

Metric 1: Citations per Publication

Types of publications included: Articles and reviews. Self-citations included: yes.
Authorship type:

Metric 2: Publication Year

Social Sciences AR

Year range: 2013 to 2020 · Data source: Scopus, up to 21 Sep 2022 ·

Entity	↑	2013	2014	2015	2016	2017	2018
Anthropology		12.3	10.6	9.4	7.7	6.5	4.8
Archeology		11.9	9.8	8.6	7.3	6.1	4.8
Communication		14.7	13.6	12.6	11.5	9.9	8.8
Cultural Studies		5.8	5.2	5.0	4.0	3.3	2.7
Demography		19.6	17.1	14.6	11.7	10.1	7.5
Development		20.0	18.5	17.3	15.3	13.2	10.7
Education		15.6	14.3	12.8	11.1	9.7	8.0
Gender Studies		14.7	13.1	11.4	10.1	8.3	6.9
General Social Sciences		13.1	10.3	9.1	8.5	8.7	6.7
Geography, Planning and Development		18.6	17.5	17.0	14.9	13.9	12.2
Health (social science)		17.3	17.0	14.9	13.4	10.5	10.3
Human Factors and Ergonomics		24.2	22.9	21.6	19.9	17.5	15.0
Law		11.0	10.0	8.7	7.7	6.6	5.5
Library and Information Sciences		14.4	14.7	14.0	14.6	12.5	10.8
Life-span and Life-course Studies		27.6	24.3	21.5	18.2	15.6	11.8

Social Sciences AR

Entity	↑	2013	2014	2015	2016	2017	2018
▣▣ Linguistics and Language		10.6	9.2	8.0	6.5	5.7	4.4
▣▣ Political Science and International Relations		10.9	10.0	8.7	7.4	6.4	5.2
▣▣ Public Administration		16.4	15.6	13.7	12.1	10.6	8.0
▣▣ Safety Research		15.8	17.0	14.5	12.9	13.2	10.5
▣▣ Social Sciences (miscellaneous)		20.1	17.1	15.8	14.1	11.1	9.2
▣▣ Sociology and Political Science		15.4	14.1	12.5	10.6	9.3	7.4
▣▣ Transportation		29.6	28.8	27.8	25.7	23.1	18.7
▣▣ Urban Studies		16.9	15.9	14.0	12.5	10.8	9.2

Social Sciences AR

Year range: 2013 to 2020 · Data source: Scopus, up to 21 Sep 2022 ·

Entity	↑	2019	2020	Overall
Anthropology		3.5	2.4	6.7
Archeology		3.5	2.2	6.4
Communication		5.7	3.9	9.4
Cultural Studies		2.0	1.4	3.5
Demography		5.9	4.1	10.7
Development		6.8	4.8	11.8
Education		5.9	4.2	9.5
Gender Studies		5.0	3.4	8.6
General Social Sciences		5.1	3.7	8.0
Geography, Planning and Development		9.5	7.1	12.7
Health (social science)		8.1	7.0	11.8
Human Factors and Ergonomics		11.5	8.7	17.2
Law		4.1	2.5	6.5
Library and Information Sciences		7.7	6.1	11.6
Life-span and Life-course Studies		9.4	6.5	15.9
Linguistics and Language		3.3	2.3	5.9
Political Science and International Relations		4.0	2.7	6.6
Public Administration		6.6	5.1	10.4
Safety Research		8.8	6.5	11.6
Social Sciences (miscellaneous)		6.5	4.7	11.4

Social Sciences AR

Entity	↑	2019	2020	Overall
🏠 Sociology and Political Science		5.6	3.8	9.4
🏠 Transportation		15.4	10.8	20.8
🏠 Urban Studies		7.5	5.3	10.7

Metric 1: Citations per Publication ⚙️

Types of publications included: Articles and reviews. Self-citations included: yes.

Authorship type:

Metric 2: Publication Year

Veterinary AR

Year range: 2013 to 2020 · Data source: Scopus, up to 21 Sep 2022 ·

Entity	↑	2013	2014	2015	2016	2017	2018
🏠 Equine		14.3	13.7	12.4	12.7	9.5	7.7
🏠 Food Animals		15.9	14.4	13.3	12.9	10.5	9.0
🏠 General Veterinary		12.2	11.3	10.7	9.0	7.7	6.5
🏠 Small Animals		11.5	11.2	10.7	12.2	8.9	7.1
🏠 Veterinary (miscellaneous)		17.3	16.5	16.8	14.0	14.7	11.8

Veterinary AR

Year range: 2013 to 2020 · Data source: Scopus, up to 21 Sep 2022 ·

Entity	↑	2019	2020	Overall
Equine		6.9	4.3	9.9
Food Animals		7.2	4.9	10.8
General Veterinary		5.1	3.6	8.0
Small Animals		6.0	3.9	8.8
Veterinary (miscellaneous)		8.4	5.9	12.5

Metric 1: Citations per Publication

Types of publications included: Articles and reviews. Self-citations included: yes.

Authorship type:

Metric 2: Publication Year