











2013-2024 20 AREAS - ARCP - 30 Mayo 2026

2013 - 2024  

Agricultural and Biological Sciences ARCP

Within: All subject areas () · Year range: 2013 to 2024 · Data source: Scopus, up to 20 May 2026

Entity		2013	2014	2015	2016	2017	2018	2019
 Agricultural and Biological Sciences (miscellaneous)		19.3	19.4	23.0	22.0	19.7	17.0	12.1
 Agronomy and Crop Science		27.9	26.4	26.9	24.7	23.2	23.1	20.2
 Animal Science and Zoology		21.4	20.8	19.5	18.2	17.4	16.3	14.1
 Aquatic Science		30.0	28.7	28.2	26.1	24.1	23.2	21.9
 Ecology, Evolution, Behavior and Systematics		36.5	33.6	30.5	28.2	25.1	23.0	19.7
 Food Science		33.9	33.7	35.7	34.8	33.1	34.8	31.2
 Forestry		28.7	25.3	26.9	22.3	22.5	22.6	20.7
 General Agricultural and Biological Sciences		31.9	27.4	27.0	25.5	22.8	22.0	19.2

Agricultural and Biological Sciences ARCP

Entity	▲	2013	2014	2015	2016	2017	2018	2019
☐☐ Horticulture		18.1	17.3	18.5	17.3	15.5	18.1	16.9
☐☐ Insect Science		26.3	24.5	23.3	20.3	19.1	18.1	15.4
☐☐ Plant Science		35.5	33.3	33.0	30.5	28.5	25.4	22.6
☐☐ Soil Science		37.4	35.7	32.9	32.2	31.6	28.9	24.8

Agricultural and Biological Sciences ARCP

Within: All subject areas () · Year range: 2013 to 2024 · Data source: Scopus, up to 20 May 2026

Entity	▲	2020	2021	2022	2023	2024	Overall
🗄️ Agricultural and Biological Sciences (miscellaneous)		11.1	8.9	7.6	5.9	3.6	10.6
🗄️ Agronomy and Crop Science		19.5	16.7	13.0	9.6	6.0	18.1
🗄️ Animal Science and Zoology		13.1	11.1	8.2	6.0	3.7	13.3
🗄️ Aquatic Science		19.2	15.4	11.5	8.8	5.1	18.7
🗄️ Ecology, Evolution, Behavior and Systematics		18.4	15.3	11.3	8.4	4.9	19.8
🗄️ Food Science		28.9	24.3	18.9	14.1	9.1	24.8
🗄️ Forestry		21.0	16.3	12.7	9.2	6.5	18.3
🗄️ General Agricultural and Biological Sciences		17.8	14.8	11.4	8.6	5.2	19.1
🗄️ Horticulture		15.7	13.0	11.1	7.9	4.7	13.3
🗄️ Insect Science		14.4	11.6	8.1	5.8	3.6	15.0
🗄️ Plant Science		21.4	18.5	14.3	10.2	6.0	20.5
🗄️ Soil Science		23.7	19.9	15.3	11.0	7.3	23.4

Metric 1: Citations per Publication

Types of publications included: Articles, reviews and conference papers. Self-citations included: yes.

Authorship type:

Metric 2: Publication Year

Arts and Humanities ARCP

Within: All subject areas () · Year range: 2013 to 2024 · Data source: Scopus, up to 20 May 2026

Entity	▲	2013	2014	2015	2016	2017	2018	2019
Archeology (arts and humanities)		19.8	15.6	14.4	12.4	11.6	9.6	7.4
Arts and Humanities (miscellaneous)		33.3	31.1	28.6	29.8	26.4	22.6	16.2
Classics		4.9	4.1	4.0	3.5	3.3	2.7	2.0
Conservation		9.6	8.6	9.6	8.1	8.9	8.1	6.8
General Arts and Humanities		5.5	5.6	5.3	5.2	5.5	4.6	5.3
History		7.3	6.5	6.2	5.8	5.0	4.5	3.6
History and Philosophy of Science		21.5	22.7	21.3	17.6	18.0	15.2	11.8
Language and Linguistics		18.5	18.3	21.0	16.8	18.4	16.3	14.4
Literature and Literary Theory		3.3	3.1	3.0	2.7	2.5	2.2	1.9
Museology		8.1	7.2	7.1	6.6	5.1	5.1	3.7
Music		7.7	6.9	7.1	6.7	6.1	5.3	4.7
Philosophy		9.7	9.4	8.7	7.6	7.3	6.6	5.2
Religious Studies		4.8	4.5	4.4	4.2	3.8	3.6	3.1
Visual Arts and Performing Arts		4.1	4.6	4.3	4.2	3.6	3.1	2.9

Arts and Humanities ARCP

Within: All subject areas () · Year range: 2013 to 2024 · Data source: Scopus, up to 20 May 2026

Entity	▲	2020	2021	2022	2023	2024	Overall
Archeology (arts and humanities)		7.3	5.0	3.7	2.8	1.9	8.0
Arts and Humanities (miscellaneous)		14.4	12.0	9.0	6.0	3.8	17.4
Classics		1.7	1.3	0.9	0.5	0.4	2.2
Conservation		6.8	5.6	4.9	4.0	3.4	6.4
General Arts and Humanities		6.1	5.7	4.2	4.1	3.6	5.0
History		3.1	2.4	1.8	1.3	0.8	3.5
History and Philosophy of Science		10.0	8.8	7.0	3.8	2.4	12.0
Language and Linguistics		14.0	10.4	7.7	6.4	4.0	12.5
Literature and Literary Theory		1.6	1.3	1.0	0.7	0.4	1.8
Museology		3.4	2.6	1.8	1.4	0.9	3.7
Music		4.5	3.6	2.7	1.8	1.1	4.6
Philosophy		5.0	4.4	3.4	2.4	1.6	5.4
Religious Studies		3.0	2.5	2.1	1.5	1.0	3.0
Visual Arts and Performing Arts		2.9	2.2	1.6	1.3	0.9	2.8

Metric 1: Citations per Publication

Types of publications included: Articles, reviews and conference papers. Self-citations included: yes.

Authorship type:

Metric 2: Publication Year

Biochemistry, Genetics and Molecular Biology ARCP

Within: All subject areas () · Year range: 2013 to 2024 · Data source: Scopus, up to 20 May 2026

Entity	▲	2013	2014	2015	2016	2017	2018
🗄️ Aging		53.1	53.6	49.8	50.0	47.6	40.5
🗄️ Biochemistry		45.4	43.8	39.9	38.5	38.1	36.1
🗄️ Biochemistry, Genetics and Molecular Biology (miscellaneous)		24.3	33.6	43.1	39.6	45.4	45.6
🗄️ Biophysics		34.3	36.9	33.2	32.3	31.9	28.8
🗄️ Biotechnology		38.5	37.3	38.1	37.6	38.2	32.3
🗄️ Cancer Research		47.7	43.6	41.4	38.9	40.4	37.3
🗄️ Cell Biology		56.1	55.5	49.1	49.4	47.0	43.6
🗄️ Clinical Biochemistry		32.2	29.4	27.3	24.4	25.0	25.5
🗄️ Developmental Biology		45.0	44.8	41.3	35.6	35.2	32.9
🗄️ Endocrinology		42.3	42.6	39.2	38.4	36.0	34.1
🗄️ General Biochemistry,Genetics and Molecular Biology		48.1	47.2	49.2	44.6	45.7	48.1
🗄️ Genetics		48.9	44.9	41.1	39.6	38.6	37.0
🗄️ Molecular Biology		51.2	47.8	42.8	41.8	42.0	41.3
🗄️ Molecular Medicine		46.1	44.3	40.8	39.5	36.6	37.9
🗄️ Physiology		48.2	46.5	42.8	40.8	38.6	35.9
🗄️ Structural Biology		43.3	36.2	42.7	38.2	38.1	39.1

Biochemistry, Genetics and Molecular Biology ARCP

Within: All subject areas () · Year range: 2013 to 2024 · Data source: Scopus, up to 20 May 2026

Entity	▲	2019	2020	2021	2022	2023	2024
🗄️ Aging		41.3	30.7	25.6	20.2	14.6	9.2
🗄️ Biochemistry		32.4	30.1	24.2	19.0	14.6	9.2
🗄️ Biochemistry, Genetics and Molecular Biology (miscellaneous)		36.2	28.7	22.5	19.2	13.9	9.3
🗄️ Biophysics		25.8	23.8	19.3	14.3	10.2	6.5
🗄️ Biotechnology		33.9	32.0	27.0	20.5	15.2	10.2
🗄️ Cancer Research		36.8	31.9	25.5	19.7	14.9	8.9
🗄️ Cell Biology		39.3	34.9	27.8	21.8	15.6	9.7
🗄️ Clinical Biochemistry		26.2	24.4	18.7	14.9	12.2	7.0
🗄️ Developmental Biology		30.1	26.2	20.9	14.9	10.1	6.1
🗄️ Endocrinology		30.3	25.5	20.2	16.1	11.1	6.9
🗄️ General Biochemistry, Genetics and Molecular Biology		46.0	40.1	32.0	23.4	17.4	11.4
🗄️ Genetics		32.6	26.8	23.4	16.5	12.6	7.6
🗄️ Molecular Biology		36.3	33.3	26.8	19.5	14.8	9.0
🗄️ Molecular Medicine		35.8	31.3	24.0	19.5	14.4	9.0
🗄️ Physiology		33.3	29.5	22.9	16.8	12.3	7.3
🗄️ Structural Biology		38.1	36.3	28.1	20.2	17.2	11.7

Biochemistry, Genetics and Molecular Biology ARCP

Within: All subject areas () · Year range: 2013 to 2024 · Data source: Scopus, up to 20 May 2026

Entity	▲ ▼	Overall
🗄️ Aging		32.1
🗄️ Biochemistry		29.6
🗄️ Biochemistry, Genetics and Molecular Biology (miscellaneous)		21.9
🗄️ Biophysics		24.7
🗄️ Biotechnology		28.8
🗄️ Cancer Research		30.8
🗄️ Cell Biology		36.6
🗄️ Clinical Biochemistry		22.0
🗄️ Developmental Biology		27.7
🗄️ Endocrinology		28.8
🗄️ General Biochemistry, Genetics and Molecular Biology		36.3
🗄️ Genetics		29.8
🗄️ Molecular Biology		32.0
🗄️ Molecular Medicine		29.3
🗄️ Physiology		29.8
🗄️ Structural Biology		29.6

Metric 1: Citations per Publication

Types of publications included: Articles, reviews and conference papers. Self-citations included: yes.

Authorship type:

Metric 2: Publication Year

Business, Management and Accounting ARCP

Within: All subject areas () · Year range: 2013 to 2024 · Data source: Scopus, up to 20 May 2026

Entity	▲	2013	2014	2015	2016	2017	2018
Accounting		42.6	37.3	39.5	34.1	32.9	25.7
Business and International Management		29.7	29.5	28.1	25.6	24.0	24.2
Business, Management and Accounting (miscellaneous)		24.0	20.6	21.0	17.9	20.3	18.8
General Business, Management and Accounting		21.8	20.3	19.7	17.6	16.7	18.2
Industrial Relations		19.2	17.5	16.5	21.6	18.8	17.2
Management Information Systems		28.2	18.1	26.7	25.1	24.0	23.2
Management of Technology and Innovation		28.6	24.9	29.1	26.0	20.7	20.7
Marketing		42.2	39.2	45.0	39.7	40.5	33.0
Organizational Behavior and Human Resource Management		35.2	35.0	33.7	30.7	30.2	26.8
Strategy and Management		43.9	39.7	38.6	34.1	34.8	34.4
Tourism, Leisure and Hospitality Management		47.9	45.1	47.0	41.3	39.6	37.6

Business, Management and Accounting ARCP

Within: All subject areas () · Year range: 2013 to 2024 · Data source: Scopus, up to 20 May 2026

Entity	▲	2019	2020	2021	2022	2023	2024
Accounting		22.4	20.2	16.6	13.4	9.5	6.3
Business and International Management		23.0	25.7	21.9	17.8	12.6	7.7
Business, Management and Accounting (miscellaneous)		20.2	18.1	13.5	10.3	8.1	5.3
General Business, Management and Accounting		22.2	20.1	18.8	13.6	11.0	7.0
Industrial Relations		14.3	16.8	14.5	9.4	7.7	4.7
Management Information Systems		21.4	24.8	19.8	15.0	12.9	7.8
Management of Technology and Innovation		12.8	17.0	18.6	15.3	11.5	6.8
Marketing		38.6	38.1	33.2	22.3	15.5	9.4
Organizational Behavior and Human Resource Management		21.8	21.9	17.3	13.4	9.7	5.8
Strategy and Management		32.7	32.3	26.2	19.8	14.2	8.9
Tourism, Leisure and Hospitality Management		34.0	35.3	27.2	19.2	14.8	9.8

Business, Management and Accounting ARCP

Within: All subject areas () · Year range: 2013 to 2024 · Data source: Scopus, up to 20 May 2026

Entity	▲ ▼	Overall
Accounting		21.4
Business and International Management		21.6
Business, Management and Accounting (miscellaneous)		14.4
General Business, Management and Accounting		16.9
Industrial Relations		14.7
Management Information Systems		19.6
Management of Technology and Innovation		17.6
Marketing		30.8
Organizational Behavior and Human Resource Management		21.3
Strategy and Management		27.3
Tourism, Leisure and Hospitality Management		29.1

Metric 1: Citations per Publication

Types of publications included: Articles, reviews and conference papers. Self-citations included: yes.

Authorship type:

Metric 2: Publication Year

Chemical Engineering ARCP

Within: All subject areas () · Year range: 2013 to 2024 · Data source: Scopus, up to 20 May 2026

Entity	▲ ▼	2013	2014	2015	2016	2017	2018	2019
☐☐ Bioengineering		46.2	48.1	44.9	42.2	41.1	43.4	38.4
☐☐ Catalysis		72.0	67.6	66.2	62.8	59.7	56.6	52.3
☐☐ Chemical Engineering (miscellaneous)		27.9	19.5	33.0	26.7	40.9	28.6	25.2
☐☐ Chemical Health and Safety		25.2	14.7	18.9	16.7	11.2	18.0	13.2
☐☐ Colloid and Surface Chemistry		88.9	82.3	73.3	74.4	71.0	66.1	60.3
☐☐ Filtration and Separation		44.0	41.9	41.1	40.5	42.1	38.0	39.7
☐☐ Fluid Flow and Transfer Processes		23.4	22.3	19.1	24.1	24.2	20.5	21.1
☐☐ General Chemical Engineering		29.3	30.0	30.6	29.7	30.9	28.0	29.4
☐☐ Process Chemistry and Technology		28.4	29.2	31.7	33.1	38.1	35.2	31.7

Chemical Engineering ARCP

Within: All subject areas () · Year range: 2013 to 2024 · Data source: Scopus, up to 20 May 2026

Entity	▲ ▼	2020	2021	2022	2023	2024	Overall
☐☐ Bioengineering		33.2	28.1	21.8	15.5	9.5	32.6
☐☐ Catalysis		45.1	35.9	26.6	20.2	13.2	43.1
☐☐ Chemical Engineering (miscellaneous)		24.4	21.6	15.7	12.5	8.1	18.8
☐☐ Chemical Health and Safety		17.0	22.0	14.9	9.4	5.6	13.4
☐☐ Colloid and Surface Chemistry		55.1	42.4	34.3	26.3	17.5	53.2
☐☐ Filtration and Separation		38.4	31.2	25.8	18.8	15.0	31.6
☐☐ Fluid Flow and Transfer Processes		18.3	15.1	12.2	9.4	6.1	15.1
☐☐ General Chemical Engineering		29.6	25.3	20.9	16.6	10.8	25.2
☐☐ Process Chemistry and Technology		30.0	24.7	18.3	14.0	8.8	23.2

Metric 1: Citations per Publication

Types of publications included: Articles, reviews and conference papers. Self-citations included: yes.

Authorship type:

Metric 2: Publication Year

Chemistry ARCP

Within: All subject areas () · Year range: 2013 to 2024 · Data source: Scopus, up to 20 May 2026

Entity	▲	2013	2014	2015	2016	2017	2018	2019
☐☐ Analytical Chemistry		35.6	35.8	34.3	33.9	32.9	32.7	31.6
☐☐ Chemistry (miscellaneous)		31.2	33.6	35.2	39.7	39.1	39.4	29.7
☐☐ Electrochemistry		42.5	38.8	41.0	39.4	38.7	39.9	36.2
☐☐ General Chemistry		47.7	48.9	47.7	43.5	44.8	41.1	42.0
☐☐ Inorganic Chemistry		29.5	27.9	29.1	28.0	28.2	28.8	28.9
☐☐ Organic Chemistry		35.1	34.0	32.8	31.8	31.5	30.9	29.8
☐☐ Physical and Theoretical Chemistry		35.7	35.2	34.4	31.8	30.1	29.7	28.6
☐☐ Spectroscopy		33.4	30.7	29.4	31.3	30.2	31.3	27.7

Chemistry ARCP

Within: All subject areas () · Year range: 2013 to 2024 · Data source: Scopus, up to 20 May 2026

Entity	▲ ▼	2020	2021	2022	2023	2024	Overall
🗄️ Analytical Chemistry		28.5	24.1	19.6	15.4	9.9	25.7
🗄️ Chemistry (miscellaneous)		28.4	23.5	18.4	14.4	8.4	22.2
🗄️ Electrochemistry		34.9	30.6	22.9	19.1	13.4	31.7
🗄️ General Chemistry		40.0	34.0	26.6	20.6	13.7	36.3
🗄️ Inorganic Chemistry		26.3	22.7	17.2	13.2	8.4	22.3
🗄️ Organic Chemistry		27.9	23.2	17.7	13.6	8.3	24.9
🗄️ Physical and Theoretical Chemistry		27.0	22.5	17.0	12.8	8.0	24.5
🗄️ Spectroscopy		28.6	24.1	17.2	13.8	8.5	23.2

Metric 1: Citations per Publication

Types of publications included: Articles, reviews and conference papers. Self-citations included: yes.

Authorship type:

Metric 2: Publication Year

Computer Science ARCP

Within: All subject areas () · Year range: 2013 to 2024 · Data source: Scopus, up to 20 May 2026

Entity	▲	2013	2014	2015	2016	2017	2018	2019
Artificial Intelligence		21.1	21.4	23.6	19.3	18.9	18.9	16.8
Computational Theory and Mathematics		29.3	33.2	25.3	25.3	28.1	32.2	22.4
Computer Graphics and Computer-Aided Design		20.2	19.9	19.5	20.5	25.2	23.1	19.9
Computer Networks and Communications		14.6	16.1	15.2	13.9	14.6	13.5	14.0
Computer Science (miscellaneous)		9.6	14.3	15.4	14.8	17.0	14.8	21.0
Computer Science Applications		21.6	20.4	22.1	19.5	19.4	21.1	19.8
Computer Vision and Pattern Recognition		25.4	27.9	33.6	35.8	34.4	26.9	25.0
General Computer Science		13.0	13.9	14.1	15.4	14.5	16.0	14.1
Hardware and Architecture		17.3	17.2	17.9	15.7	14.2	14.5	15.6

Computer Science ARCP

Entity	▲ ▼	2013	2014	2015	2016	2017	2018	2019
☐☐ Human-Computer Interaction		19.2	17.8	22.6	19.7	19.6	17.3	16.9
☐☐ Information Systems		19.6	22.7	21.9	23.9	23.1	22.4	21.6
☐☐ Signal Processing		23.4	25.4	19.0	17.0	26.2	17.5	18.8
☐☐ Software		26.5	25.6	30.9	31.7	31.3	29.9	28.6

Computer Science ARCP

Within: All subject areas () · Year range: 2013 to 2024 · Data source: Scopus, up to 20 May 2026

Entity	▲	2020	2021	2022	2023	2024	Overall
Artificial Intelligence		16.7	14.2	10.4	7.5	4.5	12.8
Computational Theory and Mathematics		23.3	19.5	15.7	12.3	6.3	21.3
Computer Graphics and Computer-Aided Design		22.0	19.4	13.9	10.0	5.9	17.2
Computer Networks and Communications		16.0	12.0	9.0	6.6	3.9	11.3
Computer Science (miscellaneous)		22.9	18.6	13.6	10.7	6.5	14.1
Computer Science Applications		20.7	16.7	12.2	8.8	5.5	15.4
Computer Vision and Pattern Recognition		19.3	18.2	12.5	8.3	4.2	18.1
General Computer Science		16.0	12.7	11.9	7.8	4.9	12.7
Hardware and Architecture		17.6	15.3	12.3	8.7	5.6	13.3
Human-Computer Interaction		18.0	14.3	12.6	8.3	5.2	14.7
Information Systems		23.8	17.6	12.5	9.2	5.3	16.5
Signal Processing		19.0	14.1	10.8	7.8	4.1	14.6
Software		25.7	23.3	17.4	13.1	7.4	22.9

Metric 1: Citations per Publication

Types of publications included: Articles, reviews and conference papers. Self-citations included: yes.

Authorship type:

Metric 2: Publication Year

Decision Sciences ARCP

Within: All subject areas () · Year range: 2013 to 2024 · Data source: Scopus, up to 20 May 2026

Entity	▲	2013	2014	2015	2016	2017	2018	2019
Decision Sciences (miscellaneous)		11.2	9.9	7.7	7.3	6.5	6.6	7.4
General Decision Sciences		39.5	40.3	36.2	33.3	33.1	30.6	19.1
Information Systems and Management		28.1	26.0	25.2	21.7	15.5	13.9	12.1
Management Science and Operations Research		32.9	35.5	29.4	28.9	23.0	26.0	23.0
Statistics, Probability and Uncertainty		22.2	23.0	31.5	20.9	25.5	20.0	14.5

Decision Sciences ARCP

Within: All subject areas () · Year range: 2013 to 2024 · Data source: Scopus, up to 20 May 2026

Entity	▲ ▼	2020	2021	2022	2023	2024	Overall
Decision Sciences (miscellaneous)		8.4	6.5	5.4	3.5	2.3	5.3
General Decision Sciences		22.4	18.8	14.9	12.4	8.3	21.4
Information Systems and Management		11.9	8.7	6.3	4.9	2.9	9.7
Management Science and Operations Research		24.8	20.2	18.5	13.8	8.4	22.3
Statistics, Probability and Uncertainty		12.9	10.2	8.3	5.2	3.5	14.4

Metric 1: Citations per Publication

Types of publications included: Articles, reviews and conference papers. Self-citations included: yes.

Authorship type:

Metric 2: Publication Year

Dentistry ARCP

Within: All subject areas () · Year range: 2013 to 2024 · Data source: Scopus, up to 20 May 2026

Entity	▲ ▼	2013	2014	2015	2016	2017	2018	2019
☐☐ Dental Assisting		1.9	1.5	0.8	3.3	4.6	5.2	7.5
☐☐ Dental Hygiene		15.6	14.7	13.8	30.7	11.1	13.9	4.7
☐☐ Dentistry (miscellaneous)		20.1	23.0	19.9	20.0	14.9	16.3	9.6
☐☐ General Dentistry		25.8	25.8	24.3	22.4	21.3	19.9	18.9
☐☐ Oral Surgery		24.0	25.0	23.1	22.4	20.9	19.6	15.8
☐☐ Orthodontics		22.5	20.5	19.5	16.9	17.6	15.7	10.4
☐☐ Periodontics		37.2	34.5	35.8	29.4	35.7	41.8	21.0

Dentistry ARCP

Within: All subject areas () · Year range: 2013 to 2024 · Data source: Scopus, up to 20 May 2026

Entity	▲	2020	2021	2022	2023	2024	Overall
🗄️ Dental Assisting		5.1	5.5	3.8	3.4	2.3	4.1
🗄️ Dental Hygiene		5.3	4.1	3.2	2.7	2.0	5.2
🗄️ Dentistry (miscellaneous)		7.6	5.5	4.7	3.7	2.3	8.2
🗄️ General Dentistry		16.2	12.7	10.3	7.9	5.0	16.2
🗄️ Oral Surgery		12.9	9.3	6.8	4.9	3.4	14.6
🗄️ Orthodontics		9.3	6.7	5.1	3.8	2.3	10.1
🗄️ Periodontics		21.8	13.2	10.0	6.7	4.2	20.7

Metric 1: Citations per Publication

Types of publications included: Articles, reviews and conference papers. Self-citations included: yes.

Authorship type:

Metric 2: Publication Year

Earth and Planetary Sciences ARCP

Within: All subject areas () · Year range: 2013 to 2024 · Data source: Scopus, up to 20 May 2026

Entity	▲	2013	2014	2015	2016	2017	2018	2019
☐☐ Atmospheric Science		46.6	40.3	37.8	33.7	33.2	31.0	25.7
☐☐ Computers in Earth Sciences		50.9	48.0	40.7	37.2	33.1	38.0	27.5
☐☐ Earth and Planetary Sciences (miscellaneous)		42.3	35.9	30.7	30.1	29.7	26.7	21.8
☐☐ Earth-Surface Processes		33.8	31.7	31.2	25.4	25.5	22.5	19.5
☐☐ Economic Geology		31.0	30.6	30.4	27.0	24.4	23.1	19.8
☐☐ General Earth and Planetary Sciences		29.0	26.0	26.2	25.9	22.7	16.8	13.7
☐☐ Geochemistry and Petrology		33.6	29.7	28.3	23.3	23.3	19.2	16.5
☐☐ Geology		31.8	31.3	28.9	27.3	23.4	21.2	17.9
☐☐ Geophysics		33.6	30.0	25.1	24.3	23.1	18.2	16.9
☐☐ Geotechnical Engineering and Engineering Geology		14.9	16.0	17.6	16.9	16.3	16.0	14.5
☐☐ Oceanography		33.5	30.8	28.5	24.1	24.7	22.4	21.0

Earth and Planetary Sciences ARCP

Entity	▲ ▼	2013	2014	2015	2016	2017	2018	2019
☐☐ Paleontology		26.4	25.5	24.3	21.1	18.3	16.0	15.3
☐☐ Space and Planetary Science		38.1	32.3	32.4	29.8	29.7	26.7	25.2
☐☐ Stratigraphy		35.2	39.0	35.7	32.7	29.0	27.3	22.7

Earth and Planetary Sciences ARCP

Within: All subject areas () · Year range: 2013 to 2024 · Data source: Scopus, up to 20 May 2026

Entity	▲	2020	2021	2022	2023	2024	Overall
☐☐ Atmospheric Science		24.6	20.0	14.7	10.6	6.6	25.1
☐☐ Computers in Earth Sciences		29.6	21.3	17.5	12.6	8.5	25.9
☐☐ Earth and Planetary Sciences (miscellaneous)		20.4	15.8	12.3	8.9	5.3	20.5
☐☐ Earth-Surface Processes		18.2	16.0	12.7	9.5	5.6	19.9
☐☐ Economic Geology		18.0	15.4	11.5	9.2	6.1	18.6
☐☐ General Earth and Planetary Sciences		12.9	8.7	11.7	7.1	5.0	13.6
☐☐ Geochemistry and Petrology		16.2	12.6	10.2	7.2	4.4	17.9
☐☐ Geology		17.1	13.5	10.8	7.8	5.0	18.0
☐☐ Geophysics		15.9	12.3	10.3	7.0	4.4	17.6
☐☐ Geotechnical Engineering and Engineering Geology		15.3	13.6	11.6	8.3	5.5	13.5
☐☐ Oceanography		19.0	15.0	11.0	7.8	4.7	18.8
☐☐ Paleontology		13.0	12.0	9.4	7.1	3.8	14.5
☐☐ Space and Planetary Science		22.3	17.9	13.5	9.1	5.6	22.4
☐☐ Stratigraphy		18.4	13.5	10.5	6.8	4.1	20.6

Metric 1: Citations per Publication

Types of publications included: Articles, reviews and conference papers. Self-citations included: yes.

Authorship type:

Metric 2: Publication Year

Economics, Econometrics and Finance ARCP

Within: All subject areas () · Year range: 2013 to 2024 · Data source: Scopus, up to 20 May 2026

Entity	▲	2013	2014	2015	2016	2017	2018
🗄️ Economics and Econometrics		32.9	30.6	29.5	25.8	25.0	25.3
🗄️ Economics, Econometrics and Finance (miscellaneous)		18.5	16.6	18.8	15.0	15.0	13.8
🗄️ Finance		35.0	31.3	31.5	28.8	27.4	24.8
🗄️ General Economics, Econometrics and Finance		12.8	10.5	10.6	11.5	10.2	10.8

Economics, Econometrics and Finance ARCP

Within: All subject areas () · Year range: 2013 to 2024 · Data source: Scopus, up to 20 May 2026

Entity	▲	2019	2020	2021	2022	2023	2024
🗄️ Economics and Econometrics		24.2	23.7	20.4	15.5	11.2	6.9
🗄️ Economics, Econometrics and Finance (miscellaneous)		11.7	11.2	10.2	9.0	6.8	4.4
🗄️ Finance		21.3	22.1	18.3	14.6	10.6	7.0
🗄️ General Economics, Econometrics and Finance		11.3	10.4	9.9	7.3	6.1	4.3

Economics, Econometrics and Finance ARCP

Within: All subject areas () · Year range: 2013 to 2024 · Data source: Scopus, up to 20 May 2026

Entity	▲ ▼	Overall
🗄️ Economics and Econometrics		21.5
🗄️ Economics, Econometrics and Finance (miscellaneous)		10.6
🗄️ Finance		20.4
🗄️ General Economics,Econometrics and Finance		9.4

Metric 1: Citations per Publication ⚙️

Types of publications included: Articles, reviews and conference papers. Self-citations included: yes.

Authorship type:

Metric 2: Publication Year

Energy ARCP

Within: All subject areas () · Year range: 2013 to 2024 · Data source: Scopus, up to 20 May 2026

Entity	▲	2013	2014	2015	2016	2017	2018	2019
Energy (miscellaneous)		26.9	23.3	17.0	45.7	39.2	30.7	22.5
Energy Engineering and Power Technology		23.3	23.4	23.0	22.2	21.1	20.9	19.6
Fuel Technology		27.6	27.0	29.0	32.7	33.0	33.5	29.8
General Energy		43.0	38.4	37.9	38.9	30.6	33.8	27.9
Nuclear Energy and Engineering		22.0	27.9	22.9	23.5	21.2	22.8	21.1
Renewable Energy, Sustainability and the Environment		53.9	52.8	53.8	52.4	48.6	45.9	39.8

Energy ARCP

Within: All subject areas () · Year range: 2013 to 2024 · Data source: Scopus, up to 20 May 2026

Entity	▲ ▼	2020	2021	2022	2023	2024	Overall
Energy (miscellaneous)		24.9	21.5	19.9	15.7	10.1	20.6
Energy Engineering and Power Technology		21.0	18.4	15.2	11.0	7.4	17.3
Fuel Technology		29.8	25.0	20.6	16.6	11.2	24.8
General Energy		22.4	18.5	23.8	12.8	9.5	25.5
Nuclear Energy and Engineering		20.0	18.3	14.3	9.6	7.2	18.8
Renewable Energy, Sustainability and the Environment		37.7	30.6	21.5	15.6	10.4	31.7

Metric 1: Citations per Publication

Types of publications included: Articles, reviews and conference papers. Self-citations included: yes.

Authorship type:

Metric 2: Publication Year

Engineering ARCP

Within: All subject areas () · Year range: 2013 to 2024 · Data source: Scopus, up to 20 May 2026

Entity	▲	2013	2014	2015	2016	2017	2018	2019
▣▣ Aerospace Engineering		13.8	13.6	15.0	14.7	15.5	14.3	15.4
▣▣ Architecture		6.4	6.9	8.1	7.6	8.5	8.3	9.1
▣▣ Automotive Engineering		14.6	15.3	17.0	17.7	16.7	16.1	16.2
▣▣ Biomedical Engineering		30.3	30.3	30.2	26.7	27.3	30.8	28.1
▣▣ Building and Construction		29.2	30.2	31.9	31.0	29.7	30.2	28.6
▣▣ Civil and Structural Engineering		27.3	27.5	27.8	27.6	26.4	26.4	22.0
▣▣ Computational Mechanics		18.8	17.5	20.9	17.4	15.4	17.8	14.6
▣▣ Control and Systems Engineering		18.1	18.2	17.7	17.0	20.2	19.7	18.0
▣▣ Electrical and Electronic Engineering		18.0	18.2	18.1	18.0	18.9	18.6	16.7
▣▣ Engineering (miscellaneous)		22.8	25.9	24.8	23.6	22.6	25.3	19.2
▣▣ General Engineering		8.3	8.8	13.8	15.2	15.2	14.5	14.7

Engineering ARCP

Entity	▲	2013	2014	2015	2016	2017	2018	2019
Industrial and Manufacturing Engineering		21.4	22.5	23.4	25.5	25.3	25.6	25.2
Mechanical Engineering		25.8	24.6	25.7	25.7	24.5	24.0	22.3
Mechanics of Materials		28.8	28.3	27.7	25.3	25.1	24.9	22.6
Media Technology		14.4	15.0	11.8	11.6	12.7	12.8	13.6
Ocean Engineering		15.2	16.3	16.5	16.9	16.6	16.4	16.5
Safety, Risk, Reliability and Quality		15.2	14.4	16.4	14.9	13.6	12.4	11.7

Engineering ARCP

Within: All subject areas () · Year range: 2013 to 2024 · Data source: Scopus, up to 20 May 2026

Entity	▲	2020	2021	2022	2023	2024	Overall
🗄 Aerospace Engineering		13.9	11.1	9.1	7.7	4.7	11.7
🗄 Architecture		11.2	12.3	10.5	8.7	5.6	8.6
🗄 Automotive Engineering		14.0	11.6	11.0	7.3	5.2	12.4
🗄 Biomedical Engineering		25.9	22.8	17.6	13.1	7.7	23.0
🗄 Building and Construction		27.9	24.4	18.4	14.6	9.7	23.6
🗄 Civil and Structural Engineering		24.8	20.5	16.4	12.5	7.8	20.4
🗄 Computational Mechanics		15.5	13.1	11.1	8.2	5.2	13.0
🗄 Control and Systems Engineering		16.7	15.5	13.3	9.3	5.2	14.8
🗄 Electrical and Electronic Engineering		18.5	15.5	12.7	9.0	5.8	14.9
🗄 Engineering (miscellaneous)		19.8	16.3	13.0	10.4	6.0	15.0
🗄 General Engineering		15.9	17.8	14.1	11.3	7.9	12.9
🗄 Industrial and Manufacturing Engineering		25.2	22.6	17.5	13.7	8.8	20.5
🗄 Mechanical Engineering		20.8	18.3	14.9	11.7	7.9	19.7
🗄 Mechanics of Materials		23.0	20.7	16.9	14.3	9.7	21.7
🗄 Media Technology		12.4	12.6	7.9	7.2	5.3	10.2
🗄 Ocean Engineering		16.7	14.3	11.2	9.3	6.9	13.7
🗄 Safety, Risk, Reliability and Quality		12.4	9.9	7.9	5.9	3.6	9.6

Metric 1: Citations per Publication

Types of publications included: Articles, reviews and conference papers. Self-citations included: yes.

Authorship type:

Metric 2: Publication Year

Environmental Science ARCP

Within: All subject areas () · Year range: 2013 to 2024 · Data source: Scopus, up to 20 May 2026

Entity	▲	2013	2014	2015	2016	2017	2018	2019
Ecological Modeling		47.4	44.5	44.9	49.7	40.4	45.5	34.8
Ecology		35.5	35.5	33.3	30.2	30.1	26.4	22.3
Environmental Chemistry		52.2	52.5	48.7	46.8	48.8	51.5	47.3
Environmental Engineering		38.7	34.7	38.2	37.9	39.7	34.7	34.4
Environmental Science (miscellaneous)		41.9	36.6	38.0	36.7	32.3	31.1	25.3
General Environmental Science		31.2	30.0	32.7	33.5	30.2	28.0	21.6
Global and Planetary Change		60.3	52.2	47.6	42.7	45.2	42.3	41.4
Health, Toxicology and Mutagenesis		42.7	36.8	39.3	39.9	40.0	39.0	35.7
Management, Monitoring, Policy and Law		42.7	42.4	40.5	39.7	38.2	35.4	31.4
Nature and Landscape Conservation		34.4	30.5	34.3	29.7	28.5	25.4	20.1
Pollution		39.5	40.7	39.0	38.2	38.1	40.8	37.9

Environmental Science ARCP

Entity	▲ ▼	2013	2014	2015	2016	2017	2018	2019
■ ■ Waste Management and Disposal		42.0	41.6	40.8	40.5	43.0	47.2	42.6
■ ■ Water Science and Technology		29.7	28.6	29.1	26.0	25.8	25.5	22.8

Environmental Science ARCP

Within: All subject areas () · Year range: 2013 to 2024 · Data source: Scopus, up to 20 May 2026

Entity	▲ ▼	2020	2021	2022	2023	2024	Overall
Ecological Modeling		33.1	29.1	21.1	15.2	10.3	31.8
Ecology		20.4	17.8	13.3	10.0	6.0	20.6
Environmental Chemistry		47.9	41.2	31.8	21.9	13.2	38.1
Environmental Engineering		37.9	35.0	26.7	18.5	11.2	30.1
Environmental Science (miscellaneous)		24.9	19.6	14.9	11.5	7.2	18.9
General Environmental Science		21.1	14.9	17.0	11.0	7.3	20.3
Global and Planetary Change		35.8	25.3	17.9	13.1	7.9	29.5
Health, Toxicology and Mutagenesis		33.2	29.4	21.7	15.6	9.6	28.9
Management, Monitoring, Policy and Law		30.6	25.5	19.0	15.3	9.6	26.4
Nature and Landscape Conservation		21.0	16.2	12.1	8.8	5.3	19.0
Pollution		37.9	32.0	24.3	17.8	11.3	30.6
Waste Management and Disposal		43.1	38.0	29.4	20.0	12.1	33.7
Water Science and Technology		21.6	18.0	13.9	10.8	7.2	20.0

Metric 1: Citations per Publication

Types of publications included: Articles, reviews and conference papers. Self-citations included: yes.

Authorship type:

Metric 2: Publication Year

Health Professions ARCP

Within: All subject areas () · Year range: 2013 to 2024 · Data source: Scopus, up to 20 May 2026

Entity ▲	2013	2014	2015	2016	2017	2018	2019
☐☐ Chiropractics	19.5	16.6	16.6	89.6	16.3	14.2	10.6
☐☐ Complementary and Manual Therapy	18.1	20.1	20.4	18.0	16.1	14.1	13.1
☐☐ Emergency Medical Services	11.9	14.2	13.4	8.2	6.7	5.6	4.5
☐☐ General Health Professions	28.6	25.0	24.7	22.9	23.4	20.5	14.9
☐☐ Health Information Management	18.7	20.3	19.8	25.4	19.3	32.3	23.0
☐☐ Health Professions (miscellaneous)	18.2	19.6	21.0	20.0	26.6	23.1	16.3
☐☐ Medical Assisting and Transcription	10.9	3.0	9.2	9.6	7.0	5.7	4.4
☐☐ Medical Laboratory Technology	18.8	16.5	17.4	16.9	17.5	19.0	14.2
☐☐ Medical Terminology	-	-	-	2.6	2.5	0.9	1.3
☐☐ Occupational Therapy	20.1	19.6	19.0	15.8	14.6	14.0	10.1
☐☐ Optometry	24.9	25.3	19.1	17.9	18.6	15.4	18.4

Health Professions ARCP

Entity	▲	2013	2014	2015	2016	2017	2018	2019
☐☐ Pharmacy		13.4	12.8	11.4	14.5	9.9	9.5	7.9
☐☐ Physical Therapy, Sports Therapy and Rehabilitation		31.9	32.0	30.3	27.7	27.2	23.5	19.9
☐☐ Podiatry		15.9	11.8	12.6	8.9	9.4	9.5	9.5
☐☐ Radiological and Ultrasound Technology		35.1	30.7	30.7	32.7	34.6	29.8	29.1
☐☐ Respiratory Care		2.0	2.8	3.7	3.8	5.3	4.1	3.3
☐☐ Speech and Hearing		28.2	25.1	23.5	21.2	20.2	19.2	14.8

Health Professions ARCP

Within: All subject areas () · Year range: 2013 to 2024 · Data source: Scopus, up to 20 May 2026

Entity	▲	2020	2021	2022	2023	2024	Overall
☐☐ Chiropractics		8.9	7.6	6.3	4.4	2.5	15.6
☐☐ Complementary and Manual Therapy		12.5	8.3	5.7	4.2	2.3	10.7
☐☐ Emergency Medical Services		5.1	3.2	3.0	2.3	1.4	4.4
☐☐ General Health Professions		10.5	10.4	7.9	5.8	3.8	14.1
☐☐ Health Information Management		35.6	23.1	15.2	11.6	6.4	18.5
☐☐ Health Professions (miscellaneous)		18.4	16.1	13.8	9.8	5.6	13.3
☐☐ Medical Assisting and Transcription		3.7	2.4	2.4	1.5	1.0	3.9
☐☐ Medical Laboratory Technology		11.9	10.8	8.3	5.5	3.5	12.3
☐☐ Medical Terminology		1.5	0.9	2.7	1.0	0.6	1.5
☐☐ Occupational Therapy		10.2	6.5	5.0	3.9	2.2	9.7
☐☐ Optometry		14.2	11.0	8.6	6.2	4.0	14.4
☐☐ Pharmacy		8.4	6.5	4.9	4.4	2.7	7.8
☐☐ Physical Therapy, Sports Therapy and Rehabilitation		16.6	12.7	9.6	7.0	4.1	17.9
☐☐ Podiatry		7.5	6.2	5.6	4.0	2.6	8.1
☐☐ Radiological and Ultrasound Technology		25.7	18.2	14.8	11.2	6.4	23.7
☐☐ Respiratory Care		9.3	9.0	2.9	2.9	1.2	3.7

Health Professions ARCP

Entity	▲	2020	2021	2022	2023	2024	Overall
🗄️ Speech and Hearing		12.7	9.9	7.6	5.6	3.7	14.6

Metric 1: Citations per Publication ⚙️

Types of publications included: Articles, reviews and conference papers. Self-citations included: yes.

Authorship type:

Metric 2: Publication Year

Immunology and Microbiology ARCP

Within: All subject areas () · Year range: 2013 to 2024 · Data source: Scopus, up to 20 May 2026

Entity	▲	2013	2014	2015	2016	2017	2018	2019
🗄️ Applied Microbiology and Biotechnology		36.9	35.2	35.6	33.7	32.8	34.1	31.1
🗄️ General Immunology and Microbiology		45.6	44.2	44.4	41.5	37.3	35.9	28.9
🗄️ Immunology		55.1	54.5	50.0	48.1	47.9	44.2	40.1
🗄️ Immunology and Microbiology (miscellaneous)		28.9	27.1	26.0	23.4	22.7	19.7	16.3
🗄️ Microbiology		46.1	44.3	42.5	43.5	42.9	38.9	33.9
🗄️ Parasitology		37.7	35.8	33.1	29.9	27.8	25.7	21.2
🗄️ Virology		43.2	41.2	41.1	36.9	34.9	32.6	29.5

Immunology and Microbiology ARCP

Within: All subject areas () · Year range: 2013 to 2024 · Data source: Scopus, up to 20 May 2026

Entity	▲	2020	2021	2022	2023	2024	Overall
Applied Microbiology and Biotechnology		27.6	21.3	17.6	11.6	8.4	26.2
General Immunology and Microbiology		26.4	20.4	13.6	10.0	5.4	26.5
Immunology		38.6	28.7	21.1	14.9	8.6	35.3
Immunology and Microbiology (miscellaneous)		15.6	10.0	9.4	5.8	3.9	15.4
Microbiology		32.0	25.0	18.8	14.0	8.2	29.3
Parasitology		20.8	15.3	10.7	8.2	4.8	22.3
Virology		34.6	21.6	16.0	11.4	6.3	26.9

Metric 1: Citations per Publication

Types of publications included: Articles, reviews and conference papers. Self-citations included: yes.

Authorship type:

Metric 2: Publication Year

Materials Science ARCP

Within: All subject areas () · Year range: 2013 to 2024 · Data source: Scopus, up to 20 May 2026

Entity ▲	2013	2014	2015	2016	2017	2018	2019
☐☐ Biomaterials	46.0	42.5	39.7	43.7	43.1	41.3	34.1
☐☐ Ceramics and Composites	39.4	37.8	34.4	34.6	33.0	33.6	32.3
☐☐ Electronic, Optical and Magnetic Materials	20.9	20.5	19.4	19.6	18.5	19.4	17.1
☐☐ General Materials Science	39.6	40.1	39.8	36.7	35.8	33.3	31.4
☐☐ Materials Chemistry	27.8	28.1	28.1	29.0	28.8	27.1	25.7
☐☐ Materials Science (miscellaneous)	11.9	15.6	13.5	16.1	15.7	17.0	15.3
☐☐ Metals and Alloys	25.3	25.4	25.1	25.3	24.7	22.8	21.3
☐☐ Polymers and Plastics	31.6	30.0	29.0	27.4	27.6	26.1	24.2
☐☐ Surfaces, Coatings and Films	32.5	32.1	30.2	30.9	30.1	29.0	25.6

Materials Science ARCP

Within: All subject areas () · Year range: 2013 to 2024 · Data source: Scopus, up to 20 May 2026

Entity	▲ ▼	2020	2021	2022	2023	2024	Overall
🗄️ Biomaterials		39.6	34.3	27.8	21.4	13.7	32.6
🗄️ Ceramics and Composites		29.8	25.8	20.4	15.3	10.2	27.5
🗄️ Electronic, Optical and Magnetic Materials		17.8	15.3	11.9	8.5	6.0	15.7
🗄️ General Materials Science		28.9	27.7	21.6	17.1	11.7	28.6
🗄️ Materials Chemistry		25.5	22.0	17.2	13.3	9.0	22.7
🗄️ Materials Science (miscellaneous)		18.3	16.4	13.2	11.1	7.7	13.6
🗄️ Metals and Alloys		21.5	19.0	15.7	12.5	7.9	20.1
🗄️ Polymers and Plastics		27.1	23.5	18.3	13.8	9.0	23.0
🗄️ Surfaces, Coatings and Films		25.5	22.4	18.3	13.5	9.0	24.0

Metric 1: Citations per Publication

Types of publications included: Articles, reviews and conference papers. Self-citations included: yes.

Authorship type:

Metric 2: Publication Year

Mathematics ARCP

Within: All subject areas () · Year range: 2013 to 2024 · Data source: Scopus, up to 20 May 2026

Entity	▲	2013	2014	2015	2016	2017	2018	2019
Algebra and Number Theory		10.6	9.4	9.2	8.7	8.0	7.8	7.0
Analysis		13.9	13.4	14.2	13.1	12.2	11.5	10.4
Applied Mathematics		17.1	16.0	15.5	15.2	15.6	14.9	13.4
Computational Mathematics		29.4	35.5	25.7	21.5	18.1	21.5	16.2
Control and Optimization		18.5	18.2	14.6	10.2	9.4	10.1	8.9
Discrete Mathematics and Combinatorics		11.0	10.7	10.1	8.9	9.1	8.6	7.2
General Mathematics		11.3	10.5	10.1	10.1	9.6	9.9	9.3
Geometry and Topology		12.8	11.3	10.9	10.7	10.7	11.0	9.6
Logic		14.3	11.5	14.6	10.6	10.2	7.2	9.4
Mathematical Physics		18.0	17.3	17.1	15.7	16.0	14.4	12.6
Mathematics (miscellaneous)		18.8	14.8	14.0	13.8	13.1	12.6	8.8
Modeling and Simulation		19.8	19.7	18.6	16.8	16.7	17.7	16.1

Mathematics ARCP

Entity	▲ ▼	2013	2014	2015	2016	2017	2018	2019
▣ Numerical Analysis		24.9	23.1	20.4	18.7	20.8	17.3	17.1
▣ Statistics and Probability		27.9	35.2	29.9	24.5	23.5	24.4	19.3
▣ Theoretical Computer Science		13.8	16.1	15.2	18.4	13.3	15.2	13.0

Mathematics ARCP

Within: All subject areas () · Year range: 2013 to 2024 · Data source: Scopus, up to 20 May 2026

Entity	▲	2020	2021	2022	2023	2024	Overall
Algebra and Number Theory		6.7	5.2	3.6	2.7	1.6	6.3
Analysis		9.9	7.8	6.4	5.3	3.1	9.6
Applied Mathematics		13.7	11.5	9.0	6.7	4.1	12.1
Computational Mathematics		15.3	12.9	10.1	6.5	3.8	15.9
Control and Optimization		9.2	8.2	6.6	4.2	2.4	7.2
Discrete Mathematics and Combinatorics		6.3	5.1	4.1	3.2	2.2	6.9
General Mathematics		8.6	7.5	6.4	4.7	2.8	8.0
Geometry and Topology		9.9	7.7	6.0	4.8	2.6	8.5
Logic		9.4	7.9	6.0	4.9	2.5	8.0
Mathematical Physics		15.8	12.3	8.9	6.7	4.2	11.7
Mathematics (miscellaneous)		8.9	7.1	5.6	4.3	2.9	8.5
Modeling and Simulation		15.6	13.3	11.0	7.0	3.7	13.0
Numerical Analysis		14.6	12.3	8.7	6.7	4.7	14.4
Statistics and Probability		15.9	15.0	10.1	7.4	3.5	18.2
Theoretical Computer Science		16.2	10.8	11.2	7.5	4.6	12.8

Metric 1: Citations per Publication

Types of publications included: Articles, reviews and conference papers. Self-citations included: yes.

Authorship type:

Metric 2: Publication Year

Medicine ARCP

Within: All subject areas () · Year range: 2013 to 2024 · Data source: Scopus, up to 20 May 2026

Entity	▲	2013	2014	2015	2016	2017	2018	2019
🗄 Anatomy		27.2	28.7	26.5	25.6	24.5	19.7	15.8
🗄 Anesthesiology and Pain Medicine		28.6	27.7	25.9	24.1	25.0	23.8	21.4
🗄 Biochemistry (medical)		34.1	31.8	32.3	29.7	31.4	30.0	24.2
🗄 Cardiology and Cardiovascular Medicine		35.1	34.6	32.2	31.9	31.2	29.6	26.3
🗄 Complementary and Alternative Medicine		21.9	20.0	19.1	19.4	18.6	17.5	14.9
🗄 Critical Care and Intensive Care Medicine		43.5	35.9	35.3	34.9	35.3	28.9	25.4
🗄 Dermatology		24.5	23.8	22.3	20.5	21.3	19.8	17.0
🗄 Drug Guides		7.5	12.4	11.4	7.6	6.7	8.3	6.9
🗄 Embryology		24.1	26.0	20.8	19.5	20.2	18.9	12.0
🗄 Emergency Medicine		18.3	18.4	18.5	17.2	16.5	16.2	13.2
🗄 Endocrinology, Diabetes and Metabolism		43.9	43.6	39.7	38.7	36.2	35.0	30.4
🗄 Epidemiology		44.5	42.6	40.1	39.1	38.3	33.9	27.3
🗄 Family Practice		17.4	16.3	15.1	10.8	11.6	12.6	8.0
🗄 Gastroenterology		35.4	34.4	33.7	32.6	34.5	30.5	27.3

Medicine ARCP

Entity	▲	2013	2014	2015	2016	2017	2018	2019
☐☐ General Medicine		21.2	21.1	22.4	23.7	25.7	23.7	20.7
☐☐ Genetics (clinical)		51.3	46.4	46.6	41.3	37.3	33.3	30.8
☐☐ Geriatrics and Gerontology		38.6	38.7	37.9	34.7	33.1	31.5	28.0
☐☐ Health Informatics		25.8	26.6	24.3	20.6	19.6	22.7	18.4
☐☐ Health Policy		27.6	25.5	26.0	23.8	23.9	23.1	18.8
☐☐ Hematology		41.2	38.0	38.3	38.9	35.6	36.4	30.7
☐☐ Hepatology		53.9	49.4	51.9	50.0	52.6	51.7	39.6
☐☐ Histology		26.3	26.3	27.3	20.6	19.9	25.8	22.4
☐☐ Immunology and Allergy		53.4	53.1	48.8	45.6	45.0	42.2	38.8
☐☐ Infectious Diseases		38.2	36.6	34.5	32.4	30.6	29.0	24.8
☐☐ Internal Medicine		41.5	40.9	35.7	32.8	32.8	35.0	24.7
☐☐ Medicine (miscellaneous)		35.8	35.1	35.2	31.1	31.1	31.8	24.1
☐☐ Microbiology (medical)		38.1	39.2	36.4	38.1	38.4	35.8	31.4
☐☐ Nephrology		32.7	31.8	30.9	30.5	30.2	26.2	21.6
☐☐ Neurology (clinical)		39.1	37.5	36.1	34.1	33.6	30.0	26.6
☐☐ Obstetrics and Gynecology		28.8	28.1	27.3	24.6	23.9	22.4	18.3
☐☐ Oncology		42.8	40.8	40.9	38.5	37.1	35.7	33.0
☐☐ Ophthalmology		25.6	25.6	24.4	23.4	22.1	19.5	16.7

Medicine ARCP

Entity	▲	2013	2014	2015	2016	2017	2018	2019
Orthopedics and Sports Medicine		33.1	31.8	29.2	27.4	26.1	23.7	20.5
Otorhinolaryngology		19.7	19.4	18.9	19.1	17.5	15.9	13.9
Pathology and Forensic Medicine		26.3	24.9	23.7	21.8	19.6	19.9	16.1
Pediatrics, Perinatology and Child Health		26.6	24.1	23.7	21.9	21.0	19.0	16.0
Pharmacology (medical)		30.9	28.9	26.8	24.6	24.8	23.4	20.9
Physiology (medical)		45.4	42.6	40.9	36.4	37.0	33.9	31.6
Psychiatric Mental Health		20.8	24.4	27.4	22.6	22.8	20.7	14.7
Public Health, Environmental and Occupational Health		31.0	29.2	29.0	26.7	27.0	25.0	20.6
Pulmonary and Respiratory Medicine		33.9	32.6	32.4	29.8	30.7	26.2	24.2
Radiology, Nuclear Medicine and Imaging		23.4	24.5	23.5	21.7	22.6	21.2	19.2
Rehabilitation		26.7	26.3	24.4	21.8	21.8	18.3	16.0
Reproductive Medicine		33.9	33.1	30.5	29.6	27.5	25.6	20.9
Reviews and References (medical)		17.1	19.4	18.2	17.2	22.0	16.6	11.3

Medicine ARCP

Entity	▲ ▼	2013	2014	2015	2016	2017	2018	2019
☐☐ Rheumatology		42.6	42.9	42.0	36.6	37.2	29.8	28.5
☐☐ Surgery		25.5	24.6	22.9	21.9	21.1	19.0	16.0
☐☐ Transplantation		39.3	31.6	32.7	30.8	29.2	24.0	21.6
☐☐ Urology		25.4	24.4	24.2	23.9	21.8	19.9	17.8

Medicine ARCP

Within: All subject areas () · Year range: 2013 to 2024 · Data source: Scopus, up to 20 May 2026

Entity	▲	2020	2021	2022	2023	2024	Overall
🗄️ Anatomy		13.7	11.0	8.2	5.3	3.6	16.6
🗄️ Anesthesiology and Pain Medicine		17.4	12.9	9.6	6.6	4.5	18.1
🗄️ Biochemistry (medical)		23.8	17.4	13.6	12.0	8.1	22.6
🗄️ Cardiology and Cardiovascular Medicine		22.8	17.5	12.9	9.9	6.1	23.1
🗄️ Complementary and Alternative Medicine		14.1	11.5	9.3	7.0	4.9	14.0
🗄️ Critical Care and Intensive Care Medicine		25.4	17.6	12.3	9.0	5.4	23.9
🗄️ Dermatology		14.8	11.8	9.0	6.0	3.8	15.2
🗄️ Drug Guides		7.7	4.5	2.7	2.1	0.9	4.9
🗄️ Embryology		12.9	9.6	8.1	5.3	3.1	14.6
🗄️ Emergency Medicine		12.2	9.4	6.5	5.1	3.2	12.0
🗄️ Endocrinology, Diabetes and Metabolism		26.4	20.1	16.5	12.1	7.3	27.0
🗄️ Epidemiology		27.8	18.9	13.2	8.9	5.4	25.6
🗄️ Family Practice		8.1	6.9	5.4	3.9	2.5	8.8
🗄️ Gastroenterology		23.5	17.6	13.7	9.8	5.7	23.9
🗄️ General Medicine		21.7	15.0	10.0	7.8	4.8	17.4
🗄️ Genetics (clinical)		23.0	17.8	12.9	9.6	5.6	27.0
🗄️ Geriatrics and Gerontology		24.4	19.5	14.5	11.1	7.0	24.5

Medicine ARCP

Entity	▲	2020	2021	2022	2023	2024	Overall
Health Informatics		21.6	16.2	12.1	9.0	4.7	14.9
Health Policy		18.6	14.6	11.3	8.3	4.8	16.7
Hematology		28.5	26.0	16.0	11.9	9.2	28.8
Hepatology		36.0	26.0	21.5	17.2	9.1	36.4
Histology		22.6	17.0	13.7	9.2	6.0	19.4
Immunology and Allergy		35.2	26.1	19.5	14.0	7.9	32.7
Infectious Diseases		28.3	19.9	14.0	10.3	5.9	23.4
Internal Medicine		25.0	18.0	14.6	11.7	7.2	24.6
Medicine (miscellaneous)		20.9	18.1	13.5	10.0	6.3	20.2
Microbiology (medical)		32.9	23.0	16.6	12.3	7.1	25.6
Nephrology		20.2	15.4	12.1	8.5	5.7	20.7
Neurology (clinical)		22.3	17.3	13.2	9.5	5.7	24.2
Obstetrics and Gynecology		16.3	12.6	9.5	6.7	4.0	17.5
Oncology		27.6	23.7	16.7	12.3	7.7	28.1
Ophthalmology		14.3	11.1	8.0	6.0	3.6	15.8
Orthopedics and Sports Medicine		16.4	12.4	9.7	7.0	4.1	18.3
Otorhinolaryngology		12.9	9.4	6.7	5.0	3.0	12.8
Pathology and Forensic Medicine		13.3	11.4	8.6	6.5	3.9	16.3
Pediatrics, Perinatology and Child Health		14.5	10.6	8.1	5.8	3.4	15.1

Medicine ARCP

Entity	▲	2020	2021	2022	2023	2024	Overall
☐☐ Pharmacology (medical)		20.1	16.1	12.2	8.4	5.1	18.9
☐☐ Physiology (medical)		26.7	21.5	16.6	12.1	7.4	28.5
☐☐ Psychiatric Mental Health		14.9	14.6	9.8	7.3	4.3	15.8
☐☐ Public Health, Environmental and Occupational Health		21.9	17.4	13.0	8.8	4.9	19.0
☐☐ Pulmonary and Respiratory Medicine		22.1	16.4	12.0	9.1	5.3	22.1
☐☐ Radiology, Nuclear Medicine and Imaging		18.2	13.6	10.2	7.7	4.5	16.7
☐☐ Rehabilitation		13.9	11.0	8.2	5.9	3.6	14.9
☐☐ Reproductive Medicine		16.9	13.8	9.7	6.6	3.9	19.3
☐☐ Reviews and References (medical)		10.8	6.7	6.1	5.9	3.1	9.0
☐☐ Rheumatology		24.3	19.0	14.4	10.3	5.7	26.0
☐☐ Surgery		12.9	9.9	7.4	5.5	3.3	14.5
☐☐ Transplantation		17.8	13.9	11.0	8.4	5.1	21.6
☐☐ Urology		14.6	12.0	9.1	6.4	4.3	16.5

Metric 1: Citations per Publication

Types of publications included: Articles, reviews and conference papers. Self-citations included: yes.

Authorship type:

Metric 2: Publication Year

Multidisciplinary ARCP

Within: All subject areas () · Year range: 2013 to 2024 · Data source: Scopus, up to 20 May 2026

Entity	▲	2013	2014	2015	2016	2017	2018	2019
🗄 Multidisciplinary		61.5	59.7	59.3	52.2	52.2	50.6	44.5

Multidisciplinary ARCP

Within: All subject areas () · Year range: 2013 to 2024 · Data source: Scopus, up to 20 May 2026

Entity	▲	2020	2021	2022	2023	2024	Overall
🗄 Multidisciplinary		44.0	31.7	22.8	17.1	10.1	39.1



Metric 1: Citations per Publication ⚙️

Types of publications included: Articles, reviews and conference papers. Self-citations included: yes.

Authorship type:












Metric 2: Publication Year

2013-2024 7 AREAS - ARCP - 30 Mayo 2026

2013 - 2024  

Neuroscience ARCP

Within: All subject areas  · Year range: 2013 to 2024 · Data source: Scopus, up to 20 May 2026

Entity		2013	2014	2015	2016	2017	2018	2019
 Behavioral Neuroscience		44.5	41.8	40.5	34.7	34.3	30.1	25.8
 Biological Psychiatry		52.7	47.4	43.4	45.3	39.9	37.0	32.8
 Cellular and Molecular Neuroscience		52.5	51.2	47.8	48.8	45.2	44.1	39.7
 Cognitive Neuroscience		53.6	51.2	44.8	41.4	38.5	36.6	33.3
 Developmental Neuroscience		45.8	42.1	38.8	36.2	31.9	32.8	28.5
 Endocrine and Autonomic Systems		43.6	43.0	42.0	39.8	37.9	33.8	29.9
 General Neuroscience		53.3	52.6	49.9	44.1	42.9	38.1	32.4
 Neurology		46.0	42.9	39.8	37.8	37.4	33.1	29.4
 Neuroscience (miscellaneous)		40.8	41.2	34.7	35.1	31.7	30.0	24.0
 Sensory Systems		36.8	34.5	32.3	31.0	29.1	26.0	22.6

Neuroscience ARCP

Within: All subject areas () · Year range: 2013 to 2024 · Data source: Scopus, up to 20 May 2026

Entity	▲ ▼	2020	2021	2022	2023	2024	Overall
Behavioral Neuroscience		26.4	19.9	13.8	10.0	6.0	25.9
Biological Psychiatry		35.4	23.5	15.5	11.2	6.6	31.1
Cellular and Molecular Neuroscience		34.0	26.4	20.5	15.7	9.4	34.8
Cognitive Neuroscience		28.6	22.4	16.7	11.8	7.4	30.3
Developmental Neuroscience		25.6	19.5	17.0	14.4	9.0	27.7
Endocrine and Autonomic Systems		33.3	21.1	15.3	10.8	6.0	29.3
General Neuroscience		27.8	20.4	14.3	10.3	5.8	30.6
Neurology		24.6	19.2	14.5	10.1	6.2	26.7
Neuroscience (miscellaneous)		21.0	19.3	12.8	10.0	6.5	22.1
Sensory Systems		19.5	15.1	11.6	8.1	4.8	22.8

Metric 1: Citations per Publication

Types of publications included: Articles, reviews and conference papers. Self-citations included: yes.

Authorship type:

Metric 2: Publication Year

Nursing ARCP

Within: All subject areas () · Year range: 2013 to 2024 · Data source: Scopus, up to 20 May 2026

Entity	▲	2013	2014	2015	2016	2017	2018	2019
Advanced and Specialized Nursing		39.1	33.7	30.3	28.5	26.5	26.9	24.2
Assessment and Diagnosis		14.1	12.7	13.2	13.2	9.4	11.2	10.7
Care Planning		19.1	17.6	18.4	17.3	13.5	14.3	12.5
Community and Home Care		12.0	12.6	10.5	11.6	11.5	11.2	9.2
Critical Care Nursing		10.9	11.8	12.2	14.0	14.7	12.3	11.7
Emergency Nursing		14.0	14.6	18.7	12.5	13.4	14.0	12.7
Fundamentals and Skills		18.2	17.0	17.1	17.2	15.7	13.6	11.5
General Nursing		19.2	18.6	18.4	19.4	18.8	17.3	13.0
Gerontology		22.1	21.7	25.0	23.2	20.7	19.8	18.5
Issues, Ethics and Legal Aspects		14.7	14.3	14.8	14.7	14.2	14.4	13.3
LPN and LVN		17.8	17.9	15.9	14.6	14.6	13.5	12.3
Leadership and Management		16.4	15.4	15.1	15.0	14.4	14.1	14.3
Maternity and Midwifery		15.8	19.3	17.1	17.2	17.3	15.4	13.4

Nursing ARCP

Entity	▲	2013	2014	2015	2016	2017	2018	2019
☐☐ Medical and Surgical Nursing		9.8	9.1	9.4	11.0	10.4	8.9	9.2
☐☐ Nurse Assisting		1.7	3.2	4.3	4.0	5.1	8.2	7.6
☐☐ Nursing (miscellaneous)		19.0	18.4	18.3	17.1	16.3	15.0	13.1
☐☐ Nutrition and Dietetics		42.7	41.0	40.2	37.4	35.9	33.0	30.9
☐☐ Oncology (nursing)		31.8	30.5	24.6	26.2	23.4	21.9	20.2
☐☐ Pathophysiology		-	-	-	-	1.4	0.5	2.0
☐☐ Pediatrics		13.2	13.9	16.3	15.1	16.2	14.3	12.3
☐☐ Pharmacology (nursing)		7.6	5.6	7.0	6.5	9.4	5.5	5.1
☐☐ Psychiatric Mental Health		20.8	24.4	27.4	22.6	22.8	20.7	14.7
☐☐ Research and Theory		14.6	16.4	14.4	13.2	12.9	14.7	10.8
☐☐ Review and Exam Preparation		11.8	8.8	11.0	10.3	8.1	12.4	7.4

Nursing ARCP

Within: All subject areas () · Year range: 2013 to 2024 · Data source: Scopus, up to 20 May 2026

Entity	▲	2020	2021	2022	2023	2024	Overall
Advanced and Specialized Nursing		20.2	14.4	10.9	7.9	4.9	21.0
Assessment and Diagnosis		7.6	8.7	8.1	6.5	4.3	9.2
Care Planning		9.6	8.7	6.1	4.2	2.5	11.0
Community and Home Care		10.5	7.2	5.6	3.8	2.7	8.5
Critical Care Nursing		9.7	9.0	6.2	4.6	3.0	9.3
Emergency Nursing		12.1	10.6	6.1	5.3	3.2	11.0
Fundamentals and Skills		8.2	6.9	6.2	4.6	2.8	10.1
General Nursing		13.9	11.5	8.3	6.2	3.8	13.0
Gerontology		17.5	15.0	10.4	7.4	4.4	16.2
Issues, Ethics and Legal Aspects		13.3	10.4	7.0	5.4	3.4	11.4
LPN and LVN		10.2	8.2	6.6	5.2	3.3	11.0
Leadership and Management		14.3	12.9	10.2	7.8	4.1	11.2
Maternity and Midwifery		10.6	8.8	6.7	4.5	2.3	11.3
Medical and Surgical Nursing		7.6	6.5	4.9	3.7	3.3	7.5
Nurse Assisting		5.0	2.3	2.1	1.8	1.3	3.6
Nursing (miscellaneous)		11.1	9.7	5.6	4.3	2.3	10.2
Nutrition and Dietetics		28.2	21.6	16.1	11.4	6.5	26.1
Oncology (nursing)		16.2	12.8	10.1	7.8	5.1	17.3
Pathophysiology		2.2	1.4	7.8	4.9	1.6	3.5

Nursing ARCP

Entity	▲	2020	2021	2022	2023	2024	Overall
🗄️ Pediatrics		11.8	9.6	6.7	4.8	3.0	10.8
🗄️ Pharmacology (nursing)		6.2	4.4	4.2	2.5	2.0	5.2
🗄️ Psychiatric Mental Health		14.9	14.6	9.8	7.3	4.3	15.8
🗄️ Research and Theory		11.5	9.1	6.7	5.0	3.4	9.8
🗄️ Review and Exam Preparation		7.9	5.2	4.4	3.5	1.8	6.9

Metric 1: Citations per Publication 🛠️

Types of publications included: Articles, reviews and conference papers. Self-citations included: yes.

Authorship type:

Metric 2: Publication Year

Pharmacology, Toxicology and Pharmaceutics ARCP

Within: All subject areas () · Year range: 2013 to 2024 · Data source: Scopus, up to 20 May 2026

Entity	▲	2013	2014	2015	2016	2017	2018	2019
🗄️ Drug Discovery		33.5	32.6	31.5	30.3	30.2	30.4	29.2
🗄️ General Pharmacology, Toxicology and Pharmaceutics		14.0	13.7	13.5	12.6	15.4	16.4	12.8
🗄️ Pharmaceutical Science		28.4	25.3	27.8	26.7	26.4	26.8	27.4
🗄️ Pharmacology		33.5	32.0	29.9	29.2	29.9	29.8	27.9
🗄️ Pharmacology, Toxicology and Pharmaceutics (miscellaneous)		19.5	22.7	25.9	23.7	24.9	23.5	21.1
🗄️ Toxicology		39.1	36.7	34.2	33.0	34.3	32.0	28.9

Pharmacology, Toxicology and Pharmaceutics ARCP

Within: All subject areas () · Year range: 2013 to 2024 · Data source: Scopus, up to 20 May 2026

Entity	▲ ▼	2020	2021	2022	2023	2024	Overall
☐☐ Drug Discovery		26.8	21.9	16.6	12.5	7.6	24.0
☐☐ General Pharmacology, Toxicology and Pharmaceutics		11.2	13.7	9.7	7.5	4.4	11.6
☐☐ Pharmaceutical Science		24.2	21.0	16.8	13.3	8.0	21.7
☐☐ Pharmacology		25.0	20.7	15.4	11.7	7.2	23.5
☐☐ Pharmacology, Toxicology and Pharmaceutics (miscellaneous)		20.0	13.4	10.6	6.7	4.2	15.2
☐☐ Toxicology		22.5	21.3	16.4	12.0	7.1	25.4

Metric 1: Citations per Publication ⚙️

Types of publications included: Articles, reviews and conference papers. Self-citations included: yes.

Authorship type:

Metric 2: Publication Year

Physics and Astronomy ARCP

Within: All subject areas () · Year range: 2013 to 2024 · Data source: Scopus, up to 20 May 2026

Entity ▲	2013	2014	2015	2016	2017	2018	2019
Acoustics and Ultrasonics	15.7	16.6	14.6	14.4	15.1	14.3	12.1
Astronomy and Astrophysics	40.2	33.9	32.9	31.4	30.3	27.0	25.7
Atomic and Molecular Physics, and Optics	19.6	20.5	20.4	20.5	20.9	20.7	18.9
Condensed Matter Physics	24.6	24.5	23.8	23.2	23.0	22.6	21.7
General Physics and Astronomy	30.2	32.5	31.0	28.1	26.1	24.6	21.9
Instrumentation	16.2	16.6	17.4	13.9	12.8	13.8	12.7
Nuclear and High Energy Physics	22.8	22.9	20.4	19.2	19.1	18.5	18.8
Physics and Astronomy (miscellaneous)	30.7	29.7	28.0	23.7	22.1	21.7	19.8
Radiation	18.0	18.2	13.2	11.2	11.4	10.8	11.0
Statistical and Nonlinear Physics	20.7	20.6	18.6	18.9	17.5	15.7	16.0
Surfaces and Interfaces	33.5	32.2	30.1	30.1	28.8	30.5	29.1

Physics and Astronomy ARCP

Within: All subject areas () · Year range: 2013 to 2024 · Data source: Scopus, up to 20 May 2026

Entity	▲	2020	2021	2022	2023	2024	Overall
Acoustics and Ultrasonics		14.2	12.7	7.2	6.4	3.9	12.1
Astronomy and Astrophysics		22.4	18.8	14.1	11.7	7.1	24.0
Atomic and Molecular Physics, and Optics		19.4	16.0	12.9	8.7	5.7	16.2
Condensed Matter Physics		21.0	18.3	13.9	10.4	7.5	19.1
General Physics and Astronomy		21.0	17.4	15.4	10.2	7.4	20.8
Instrumentation		14.7	12.5	9.5	6.4	3.6	10.9
Nuclear and High Energy Physics		16.7	15.0	11.3	8.5	5.5	16.7
Physics and Astronomy (miscellaneous)		17.5	14.9	11.1	8.7	5.2	19.1
Radiation		10.6	8.5	6.7	4.4	2.7	10.1
Statistical and Nonlinear Physics		17.1	12.4	10.3	8.0	5.1	14.4
Surfaces and Interfaces		25.9	22.4	18.3	13.7	9.3	24.6

Metric 1: Citations per Publication

Types of publications included: Articles, reviews and conference papers. Self-citations included: yes.

Authorship type:

Metric 2: Publication Year

Psychology ARCP

Within: All subject areas () · Year range: 2013 to 2024 · Data source: Scopus, up to 20 May 2026

Entity	▲	2013	2014	2015	2016	2017	2018	2019
Applied Psychology		44.9	42.8	42.9	36.6	35.9	31.4	29.9
Clinical Psychology		35.1	32.9	31.7	29.1	28.1	25.8	21.7
Developmental and Educational Psychology		42.2	38.0	34.4	32.1	29.5	27.0	23.6
Experimental and Cognitive Psychology		45.4	40.0	35.4	34.3	31.7	28.6	22.8
General Psychology		46.4	44.8	40.9	36.2	35.0	31.5	27.7
Neuropsychology and Physiological Psychology		50.9	45.1	43.1	37.9	36.5	31.2	27.5
Psychology (miscellaneous)		33.7	34.8	28.7	28.1	28.2	25.6	19.4
Social Psychology		38.0	34.3	32.4	29.0	28.4	24.9	22.0

Psychology ARCP

Within: All subject areas () · Year range: 2013 to 2024 · Data source: Scopus, up to 20 May 2026

Entity	▲	2020	2021	2022	2023	2024	Overall
Applied Psychology		26.3	22.8	17.1	11.8	7.1	26.4
Clinical Psychology		20.7	16.4	12.0	7.9	4.5	20.8
Developmental and Educational Psychology		21.8	16.7	12.5	8.5	5.0	22.0
Experimental and Cognitive Psychology		20.5	16.1	10.8	7.9	4.9	23.5
General Psychology		25.1	20.4	13.8	10.2	5.8	24.7
Neuropsychology and Physiological Psychology		21.6	17.1	12.5	7.6	5.1	26.6
Psychology (miscellaneous)		14.5	12.6	10.2	7.3	4.5	15.8
Social Psychology		20.7	17.7	11.5	8.1	4.9	21.1

Metric 1: Citations per Publication

Types of publications included: Articles, reviews and conference papers. Self-citations included: yes.

Authorship type:

Metric 2: Publication Year

Social Sciences ARCP

Within: All subject areas () · Year range: 2013 to 2024 · Data source: Scopus, up to 20 May 2026

Entity ▲	2013	2014	2015	2016	2017	2018	2019
Anthropology	19.1	17.5	16.3	14.3	13.3	11.2	9.2
Archeology	17.5	15.2	13.9	12.4	11.4	9.8	7.6
Communication	20.0	20.3	17.6	19.7	18.9	18.5	15.1
Cultural Studies	9.8	8.7	9.2	7.9	7.2	6.7	5.9
Demography	29.7	27.0	24.6	21.1	20.3	17.7	15.1
Development	30.4	29.0	28.9	25.9	25.2	23.5	17.0
Education	22.5	22.0	22.8	19.7	19.3	18.4	15.7
Gender Studies	23.8	22.1	20.4	19.6	17.6	16.8	13.7
General Social Sciences	20.7	17.5	16.0	16.3	18.5	16.0	14.4
Geography, Planning and Development	25.9	25.5	26.6	24.1	25.2	24.3	23.0
Health (social science)	25.3	23.9	23.1	21.0	19.1	21.2	19.0
Human Factors and Ergonomics	28.2	26.4	27.1	25.2	24.9	25.6	24.1
Law	17.7	16.5	15.4	14.7	14.2	13.6	10.8
Library and Information Sciences	19.0	21.1	22.2	26.8	23.7	23.0	18.6

Social Sciences ARCP

Entity	▲	2013	2014	2015	2016	2017	2018	2019
Life-span and Life-course Studies		41.1	38.6	36.1	32.6	31.2	26.5	25.1
Linguistics and Language		19.1	18.5	21.0	17.2	17.7	16.0	14.2
Political Science and International Relations		17.5	16.8	15.5	14.3	13.8	12.7	11.0
Public Administration		24.2	24.3	23.5	21.5	20.8	18.2	16.5
Safety Research		20.0	20.6	22.5	18.0	17.3	17.8	16.7
Social Sciences (miscellaneous)		29.8	26.1	25.2	23.6	21.2	19.6	14.7
Sociology and Political Science		24.3	22.8	21.5	19.5	18.9	17.2	15.3
Transportation		23.2	23.8	28.4	30.7	27.2	25.9	24.2
Urban Studies		25.6	26.0	24.1	20.4	21.0	18.0	18.2

Social Sciences ARCP

Within: All subject areas () · Year range: 2013 to 2024 · Data source: Scopus, up to 20 May 2026

Entity	▲ ▼	2020	2021	2022	2023	2024	Overall
Anthropology		8.3	6.4	4.9	3.5	2.0	9.4
Archeology		6.6	5.1	3.8	2.8	1.9	8.0
Communication		14.3	11.5	8.6	6.4	3.8	13.2
Cultural Studies		5.5	4.6	3.4	2.4	1.6	5.5
Demography		13.8	12.2	7.9	5.6	3.3	14.8
Development		16.5	17.3	12.6	9.0	5.7	17.7
Education		15.1	12.2	9.2	7.6	5.0	14.2
Gender Studies		12.1	10.1	7.4	5.0	3.0	12.6
General Social Sciences		14.0	11.7	9.1	6.5	4.2	12.9
Geography, Planning and Development		22.8	19.0	14.5	11.0	6.6	18.6
Health (social science)		19.6	16.6	12.6	8.6	4.9	16.1
Human Factors and Ergonomics		26.6	23.2	17.4	13.1	9.5	21.9
Law		9.0	8.3	6.6	5.4	3.3	10.1
Library and Information Sciences		18.0	14.8	11.4	9.6	6.4	16.8
Life-span and Life-course Studies		23.6	17.7	12.1	8.0	4.7	22.9
Linguistics and Language		14.1	10.7	7.8	6.8	4.3	12.4
Political Science and International Relations		9.7	8.6	6.4	5.1	3.2	10.5

Social Sciences ARCP

Entity	▲	2020	2021	2022	2023	2024	Overall
Public Administration		16.2	13.1	9.6	7.6	4.3	14.4
Safety Research		14.4	13.3	9.1	7.2	4.1	13.6
Social Sciences (miscellaneous)		14.2	11.7	8.6	6.3	3.7	13.7
Sociology and Political Science		13.8	12.3	9.2	6.7	4.2	14.5
Transportation		24.4	22.4	15.5	11.7	8.1	20.8
Urban Studies		17.9	14.2	10.9	8.6	5.4	15.3

Metric 1: Citations per Publication

Types of publications included: Articles, reviews and conference papers. Self-citations included: yes.

Authorship type:

Metric 2: Publication Year

Veterinary ARCP

Within: All subject areas () · Year range: 2013 to 2024 · Data source: Scopus, up to 20 May 2026

Entity	▲	2013	2014	2015	2016	2017	2018	2019
Equine		20.2	20.5	19.3	20.8	16.7	15.1	14.2
Food Animals		22.4	21.4	21.8	21.3	19.4	18.8	15.0
General Veterinary		17.3	17.1	17.5	15.4	14.2	13.8	13.1
Small Animals		17.0	17.5	17.8	21.2	16.9	14.8	13.1
Veterinary (miscellaneous)		23.0	23.5	24.5	24.5	27.5	23.0	15.2

Veterinary ARCP

Within: All subject areas () · Year range: 2013 to 2024 · Data source: Scopus, up to 20 May 2026

Entity	▲	2020	2021	2022	2023	2024	Overall
Equine		12.1	8.2	6.9	4.9	3.2	12.8
Food Animals		13.8	11.4	8.8	6.2	4.0	14.4
General Veterinary		12.3	10.3	7.8	5.5	3.3	11.5
Small Animals		12.2	8.5	6.7	4.8	3.0	12.2
Veterinary (miscellaneous)		15.4	11.4	7.7	6.2	4.1	12.9

Metric 1: Citations per Publication

Types of publications included: Articles, reviews and conference papers. Self-citations included: yes.

Authorship type:

Metric 2: Publication Year