

Formación de Web of Science

Sesión B1 – Gestionar mi bibliografía
con EndNote Online

Anne Delgado
22/05/2023



Streamline the research workflow

Solutions to enhance researching, writing, and publishing reviews



Web of Science

- Search a trusted, high quality, multidisciplinary citation index



Journal Citation Reports

- Evaluate peer-reviewed titles



Essential Science Indicators

- Identify influential papers in your field



EndNote

- Collect, organize, and cite references with ease



EndNote Click

- One click access to millions of research papers

Bases de datos disponibles a través de la suscripción de FECYT

Herramientas gratuitas

Why EndNote?

An Endnote Online account is provided to each Web of Science user.

(Up to 50K references can be managed in your Endnote Online account. No limit in the desktop version)

COLLECT INFORMATION	Reduce your time in gathering all information needed without missing anything.
ORGANIZE DOCUMENTS	Exploit Endnote functionalities to use it as a powerful Content Management System. Store your pdf's.
WORK REMOTELY	Use Endnote wherever you are to access your information everywhere.
COLLABORATE	Improve Collaboration with your peers and global team, sharing libraries, documents and notes.
USE BIBLIOGRAPHIES	Exploit integration with word editors and spreadsheets and easily use bibliographies in your documents.
CUSTOMIZE	Define your styles the way you want and create your brand.

Sesión B1 – Gestionar mi bibliografía con EndNote Online

- Insertar y formatear referencias en un documento
- Acceder a EndNote Online
- Importar y crear referencias
- Adjuntar archivos PDF u otro tipo de fichero
- Organizar y compartir referencias

Sesión B1 – Gestionar mi bibliografía con EndNote Online

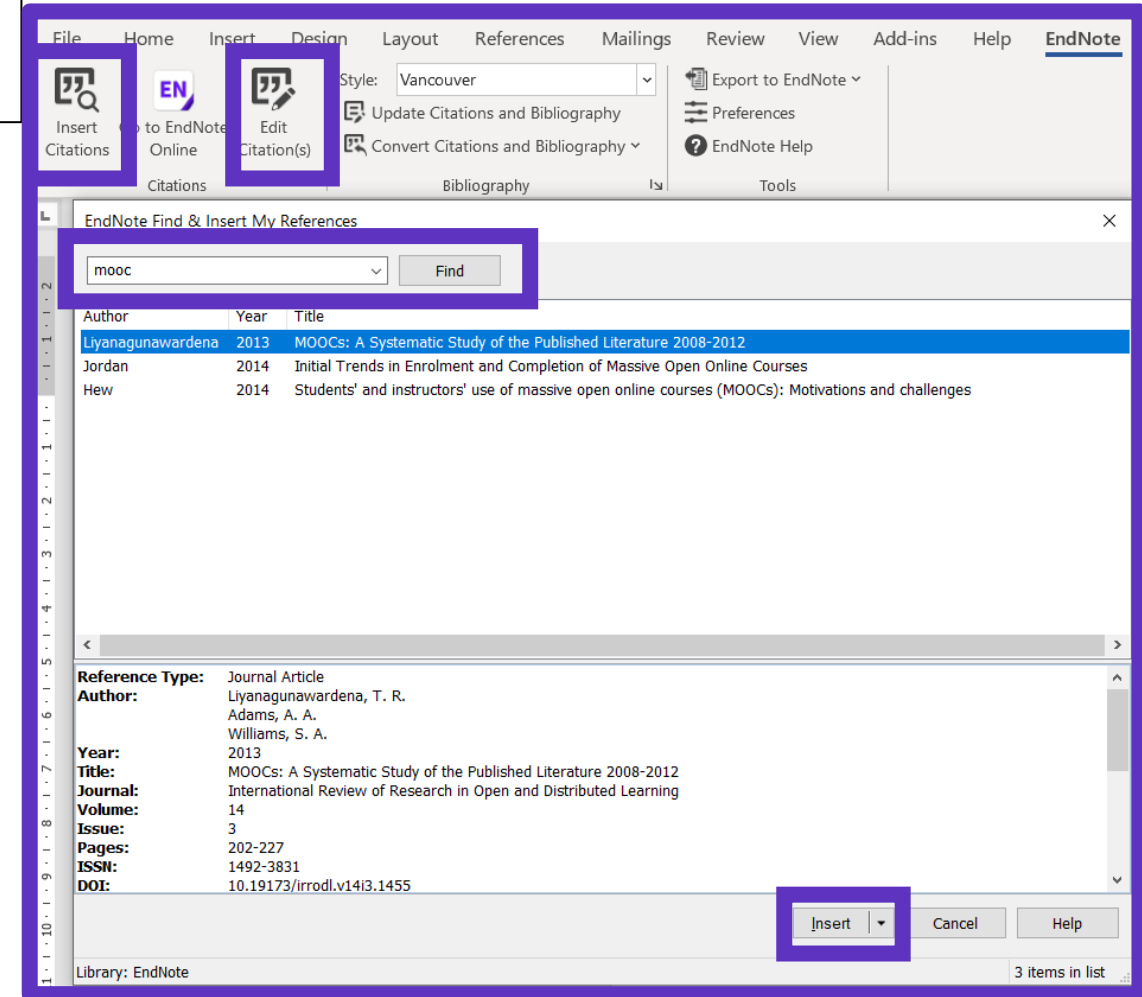
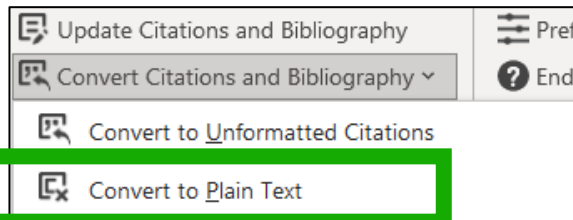
- Insertar y formatear referencias en un documento
- Acceder a EndNote Online
- Importar y crear referencias
- Adjuntar archivos PDF u otro tipo de fichero
- Organizar y compartir referencias

Insert references in my document

Early MOOCs (cMOOCs) often emphasized open-access features, such as open licensing of content, structure and learning goals, to promote the reuse and remixing of resources. Some later MOOCs (xMOOCs) use closed licenses for their course materials while maintaining free access for students (1, 2).

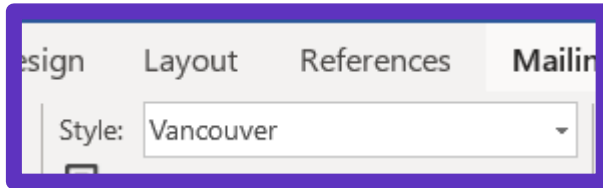
- Place the cursor where you want to insert the references and click [Insert Citations]
- Search the references using keywords, author names, publication year, etc. The [Find] operation searches all fields in all references in your library.
- Select the references that you want to insert and click [Insert] at the bottom
- When inserting new references in my document, the list of references in automatically renumbered 😊
- Go to “Edit Citations” to edit or remove any citation

TIP - Save a “Plain Text” copy of your document before sharing your manuscript for review

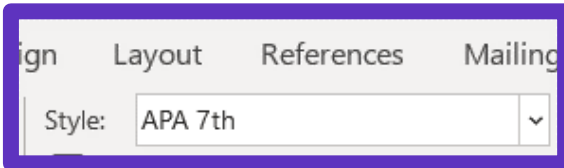


Choose among the +4600 styles

Change the style of the reference in the text

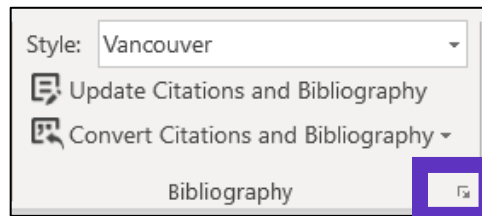


Early MOOCs (cMOOCs) often emphasized open-access features, such as open licensing of content, structure and learning goals, to promote the reuse and remixing of resources. Some later MOOCs (xMOOCs) use closed licenses for their course materials while maintaining free access for students (1, 2) .

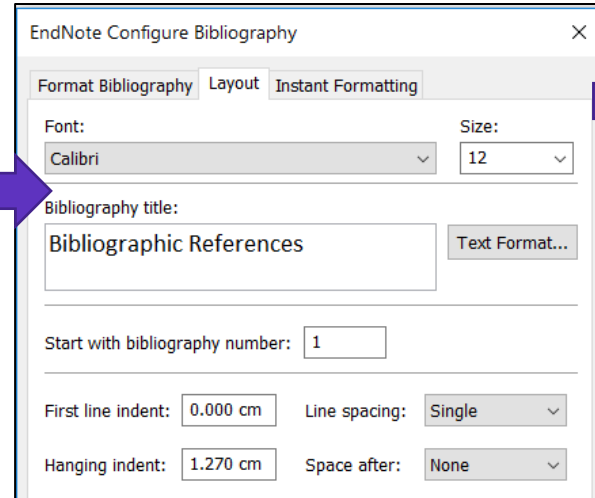


Early MOOCs (cMOOCs) often emphasized open-access features, such as open licensing of content, structure and learning goals, to promote the reuse and remixing of resources. Some later MOOCs (xMOOCs) use closed licenses for their course materials while maintaining free access for students (Hew & Cheung, 2014; Margaryan et al., 2015) .

Change the style of the reference list



Click on the small arrow down to the right



Bibliographic References

1. Liyanagunawardena TR, Adams AA, Williams SA. MOOCs: A Systematic Study of the Published Literature 2008-2012. International Review of Research in Open and Distributed Learning. 2013;14(3):202-27.
2. Margaryan A, Bianco M, Littlejohn A. Instructional quality of Massive Open Online Courses (MOOCs). Computers & Education. 2015;80:77-83.
3. Hew KF, Cheung WS. Students' and instructors' use of massive open online courses (MOOCs): Motivations and challenges. Educational Research Review. 2014;12:45-58.

Sesión B1 – Gestionar mi bibliografía con EndNote Online

- Insertar y formatear referencias en un documento
- Acceder a EndNote Online
- Importar y crear referencias
- Adjuntar archivos PDF u otro tipo de fichero
- Organizar y compartir referencias

Why creating a Web of Science account?

- To save your searches and create alerts
- To create lists of documents
- To get your searches and viewed documents saved for a year in History
- To have a personalized homepage
- To use the same account for EndNote, Journal Citation Reports, Essential Science Indicators, InCites Master Journal List, My Research Assistant and navigate smoothly across the different platforms
- To access the Web of Science remotely (<http://www.webofscience.com/>) for 6 months without VPN/Proxy/SSO

Accessing EndNote Online

Use the same credentials as for the Web of Science – One Shared Account for all platforms

The image illustrates the process of accessing EndNote Online through a sidebar menu and a main dashboard.

Sidebar Menu: The menu on the left lists various products under the 'English' header. The 'Products' tab is highlighted. Under 'Reference Manager', 'EndNote' is selected and highlighted with a red box. A red arrow points from this box to the main dashboard.

Main Dashboard: The dashboard shows the 'EndNote' interface. A red box highlights the URL <https://www.myendnoteweb.com/> in the top right corner. A red box in the top right corner contains the text 'Hide Getting Started Guide'. The dashboard includes sections for 'Quick Search', 'My References', 'Getting Started', 'Find', 'Store & Share', and 'Create'. A red arrow points from the 'EndNote' selection in the sidebar to the 'Getting Started' section.

Language Selection: A red box highlights the 'Options' tab in the top navigation bar. A red arrow points from this box to a 'Select a Language' dialog box. The dialog box lists various languages, with 'English' selected. A red box highlights the 'Save' button. A red text box next to the dialog box says 'Select your preferred interface language'.

Levels of EndNote access

EndNote basic (free version)

- Store up to 50,000 references and 2 gigabytes of file attachments
- Format with 21 of the most popular output styles
- Import references in three tagged formats
- Search five remote databases from EndNote online via Online Search

EndNote online for users with access to the Web of Science

- Store up to 50,000 references and 2 gigabytes of file attachments
- Web of Science links in EndNote online
- Identify captured references the Web of Science
- Designate EndNote online administrators to control content files

EndNote online for desktop users (premium)

- Unlimited online storage for two years from the time of enhancement
- Access to additional content files directly within EndNote online
- Import references in 500 tagged formats
- Search 1400 remote databases from EndNote online via Online Search

EndNote desktop (EndNote 20)

- Create virtually an unlimited number of libraries, references and file attachments
- Desktop software for both macOS and Windows
- Unlimited number of connection files, import filters and output styles.
- 40+ power features

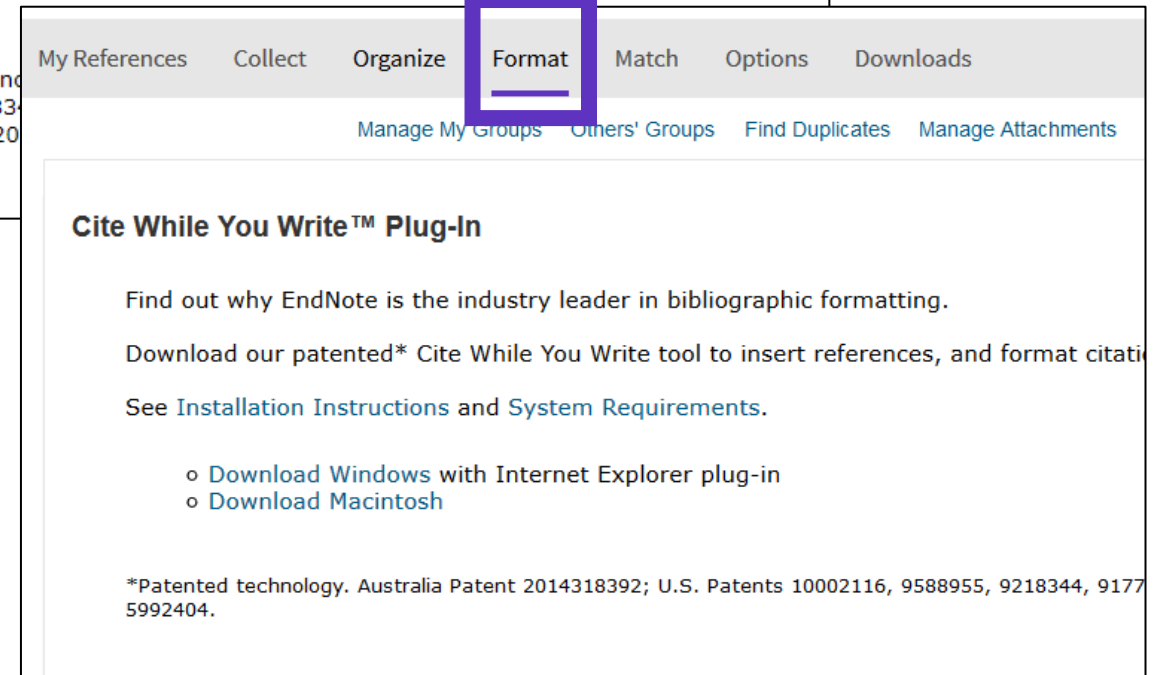
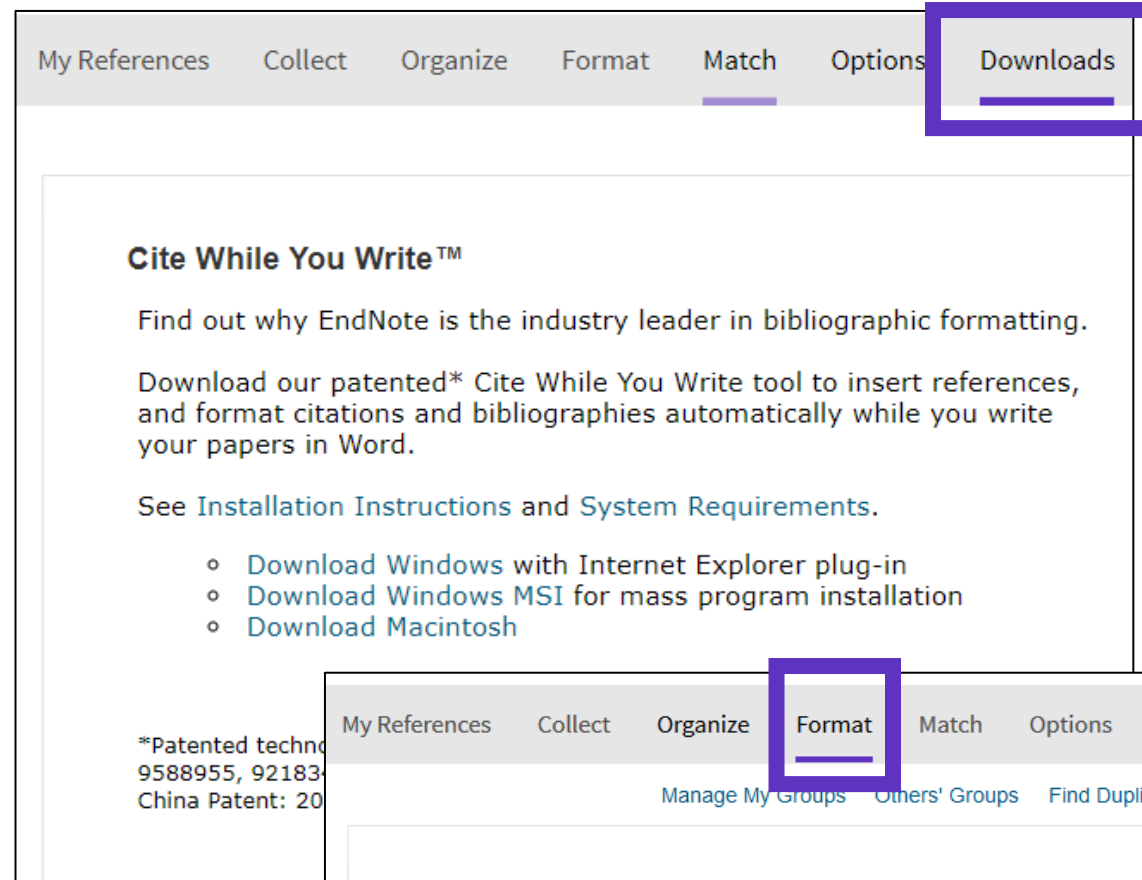
Install the application “Cite While You Write”

The Cite While You Write plug-in allow you to instantly insert references and format citations and bibliographies while you write your manuscript in Word. The plug-in is available for download in your EndNote basic account.

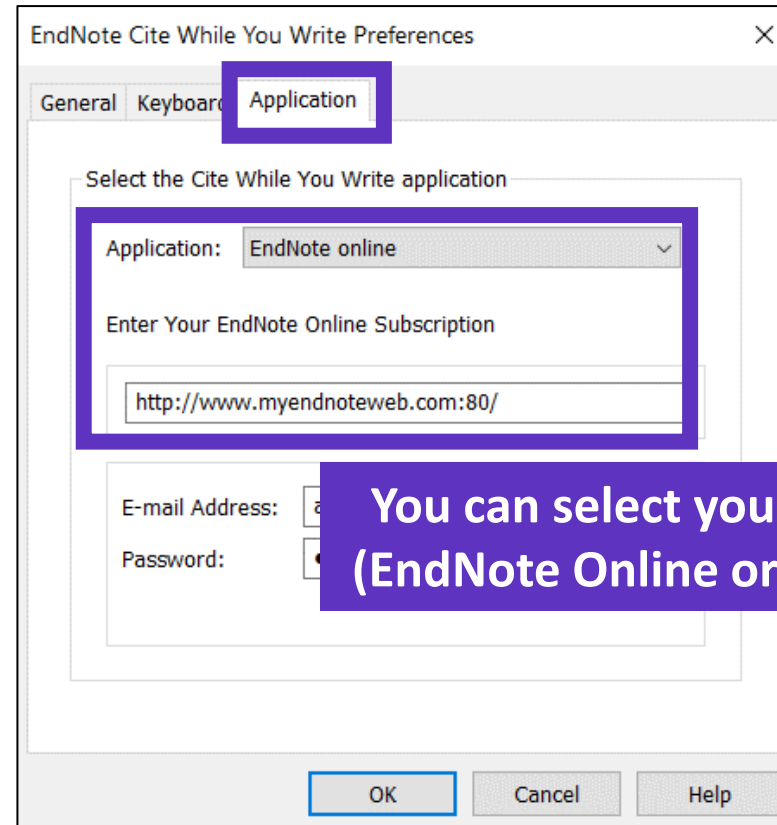
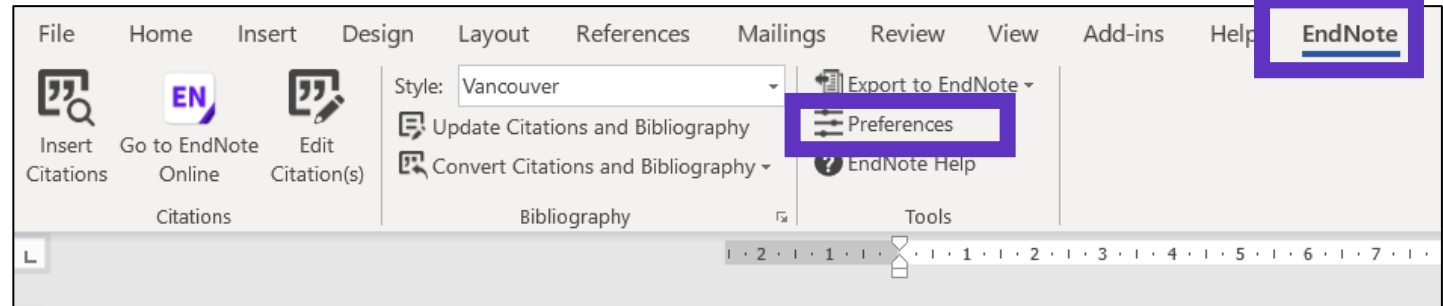
The Cite While You Write plug-in is compatible with:

- Microsoft Word
- Windows OpenOffice Writer
- Windows LibreOffice
- Apple Pages

More details about compatibility:
<https://endnote.com/product-details/compatibility/>



Configure my preferences in Word



**You can select your preferred option
(EndNote Online or EndNote Desktop)**

Sesión B1 – Gestionar mi bibliografía con EndNote Online

- Insertar y formatear referencias en un documento
- Acceder a EndNote Online
- Importar y crear referencias
- Adjuntar archivos PDF u otro tipo de fichero
- Organizar y compartir referencias

Import references from the Web of Science

0/21,979 [Add To Marked List](#)

Export ^

- EndNote online
- EndNote desktop
- Add to my Publons profile
- Plain text file
- RIS
- BibTeX
- Excel
- Tab delimited file
- Printable HTML file
- InCites
- FECYT CVN
- More Export Options

Export Records to EndNote Online

Record Options

☐ All records on page

☒ Records from: 1 to 500

No more than 500 records at a time

Record Content:

Full Record

[Export](#) [Cancel](#)

My References

- [All My References \(119\)](#)
- [\[Unfiled\] \(47\)](#)
- [Quick List \(0\)](#)

Exported records will be saved automatically in the [Unfiled] folder

Exported records will be tagged as EN in the Web of Science

1 [Thermal transport in lithium ion \(Li-ion\) batteries](#)
[Xiang, CQ; Wu, CW; \(...\); Zhang, G](#)
Feb 2022 | [FRONTIERS OF PHYSICAL SCIENCE](#)
In recent years, lithium ion (Li-ion) batteries have become the main power source for electric vehicles because of their high energy density and long cycle life. In this paper, the thermal conductivity of the battery is studied by using the molecular dynamics simulation method. The results show that the thermal conductivity of the battery is significantly improved by the addition of carbon nanotubes. The full text is available at [Full Text at Publisher](#).

2 [Condition Monitoring and Fault Diagnosis of Electric Motor in Electric Vehicle](#)
[Gundewar, SK and Kane, PV](#)
4th International and 19th National Conference on Machines, Mechanisms and Mechatronics (iNaCoMM) 2022 | [MACHINES, MECHANISMS AND MECHANICS](#)
The twenty-first century is witnessing the growth of electric vehicles due to the increasing concern for clean technology to take care of environmental pollution. Batteries and power electronics are the key components in the electric vehicle. An electric motor is a prime component in the electric vehicle. The paper presents the condition monitoring and fault diagnosis of the electric motor in the electric vehicle. The full text is available at [Full Text at Publisher](#). [View PDF with EndNote Click](#)

[Power Battery Performance Detection System for Electric Vehicles](#)
[Wang, YN](#)
9th International Conference of Information and Communication Technology [ICICT]
2019 | PROCEEDINGS OF THE 9TH INTERNATIONAL CONFERENCE OF INFORMATION AND COMMUNICATION TECHNOLOGY [ICICT-2019] 154, pp.759-763

Manage my references

Quick commands at the top of the page

Quick Search

in **All My References** ▼

My References
All My References (205)
[Unfiled] (0)
Quick List (0)
Trash (0)
▼ **My Groups**
3D printing (13)
Artificial Intelligence (20)
Autonomous cars (8)
Climate change (10)
COVID19 vaccines (70)
Electric vehicles (13)
Growth hormone (16)
Online Education (15)
Social Media (17)
Solar Energy (23)

Electric vehicles

Show 10 per page ▼

◀◀ Page 1 of 2 Go ▶▶

☐ All ☐ Page Add to group... ▼ Copy To Quick List Delete Remove from Group

Sort by: First Author -- A to Z ▼

	Author	Year	Title
<input type="checkbox"/>	Abolhassani, M. H.	2019	Electric Vehicles as Mobile Energy Storage Devices to Alleviate Network Congestion Smart Grid Conference (SGC) Added to Library: 19 Sep 2021 Last Updated: 19 Sep 2021 View in Web of Science→ Source Record, Related Records, Times Cited: 0 SFX Demo OpenURL Link
<input type="checkbox"/>	Ajanovic, A.	2019	On the Environmental Benignity of Electric Vehicles Journal of Sustainable Development of Energy Water and Environment Systems-Jsdewes Added to Library: 19 Sep 2021 Last Updated: 19 Sep 2021 View in Web of Science→ Source Record, Related Records, Times Cited: 11 SFX Demo OpenURL Link Full Text
<input type="checkbox"/>	Alvarez, S. R.	2019	Evaluation of batteries aging for EVs that participate smoothing intermittency of renewables 4th IEEE Workshop on Power Electronics and Power Quality Applications (PEPQA) Added to Library: 19 Sep 2021 Last Updated: 19 Sep 2021 View in Web of Science→ Source Record, Related Records, Times Cited: 0 SFX Demo OpenURL Link

Click on the title to open a reference

Edit a reference

View Reference in 'Electric vehicles'

◀ Record 2 of 10 ▶

Return to list

Copy To Quick List

Delete

Quick commands at the top of the page

→Related Records

→Source Record

Search Web of Science Core Collection for Ajanovic, A. ▼

Go

Full Text

SFX Demo OpenURL Link

Hide Empty Fields

Bibliographic Fields:

Reference Type:

Journal Article

Author:

Ajanovic, A. 🔍;Haas, R. 🔍

Title:

On the Environmental Benignity of Electric Vehicles

Year:

2019

Journal:

Journal of Sustainable Development of Energy Water and Environment Systems-Jsdewes

Volume:

7

Part/Supplement:

Issue:

3

Pages:

416-431

Start Page:

Errata:

Epub Date:

▼ Attachments:

Files:

📎 Attach files

Figure:

📊 Attach figure

Label:

This is my label

Keywords:

For example, adding your own labels

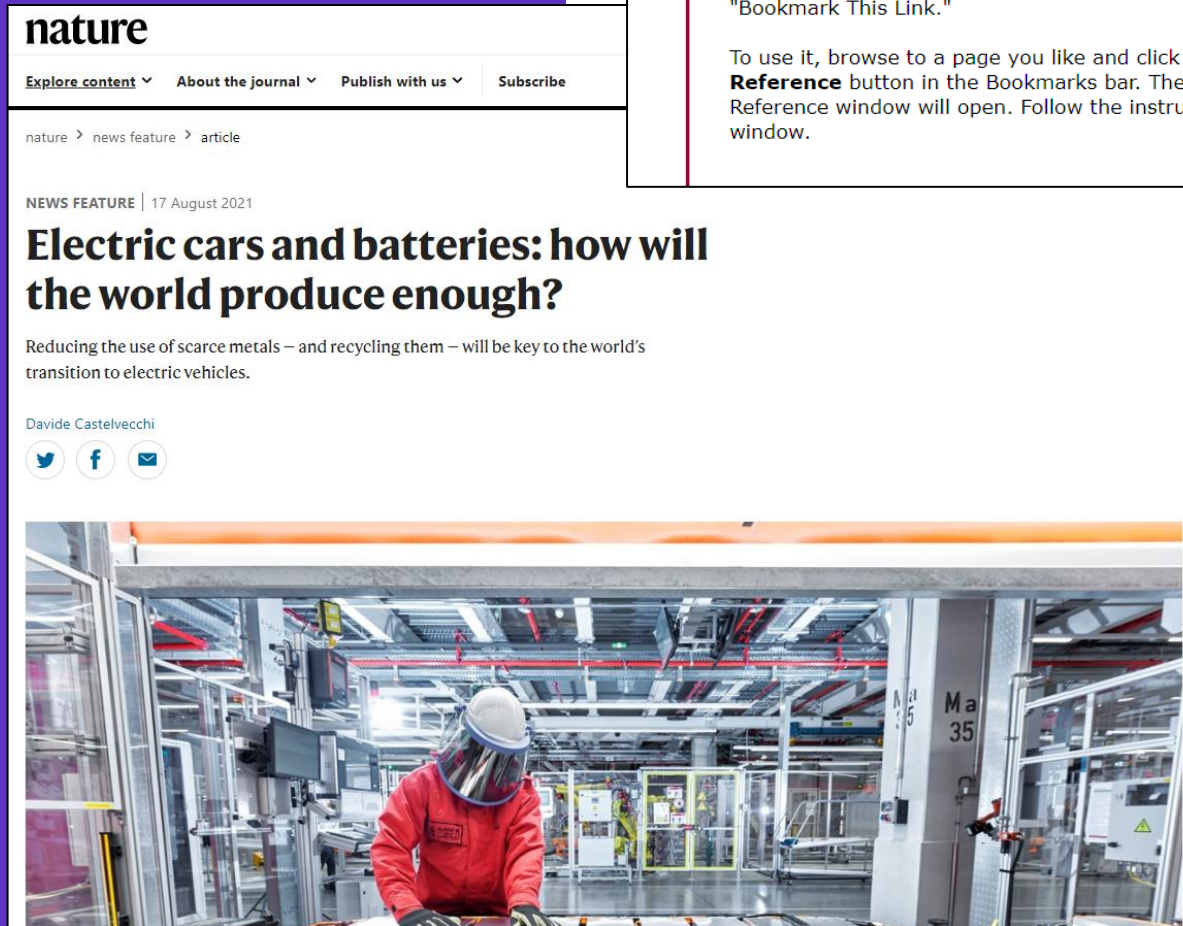
Import files

To import references into your library it's important to use a file in the proper format

The screenshot displays the EndNote web interface. At the top, the 'Clarivate Analytics' logo is on the left, and 'EndNote' is on the right. Below this is a navigation bar with tabs: 'My References', 'Collect', 'Organize', 'Format', 'Match', 'Options', and 'Downloads'. The 'Collect' tab is highlighted with a purple box. Underneath the 'Collect' tab, there are three links: 'Online Search', 'New Reference', and 'Import References'. The 'Import References' link is highlighted with a purple box. Below the navigation bar, the 'Import References' section is visible. It contains a link 'Importing from EndNote?' highlighted with a green box. Below this link, there is a 'File:' label followed by a 'Choose File' button and the text 'No file chosen'. Below the 'File:' section, there is an 'Import Option:' label followed by a dropdown menu showing 'Select...' and a 'Select Favorites' link. Below the 'Import Option:' section, there is a 'To:' label followed by a dropdown menu showing 'Select...'. At the bottom of the 'Import References' section, there is a blue 'Import' button.

[Need help about compatible import formats to EndNote Online?](#)

Capture a reference from a webpage



Downloads

Capture: Capture Reference

To install the Capture tool, just drag the **Capture Reference** button to your Bookmarks bar (also known as "Favorites Bar" or "Bookmarks Toolbar"). In some browsers, you may need to right-click and select "Add to Favorites" or "Bookmark This Link."

To use it, browse to a page you like and click the **Capture Reference** button in the Bookmarks bar. The Capture Reference window will open. Follow the instructions in the window.

The Capture tool scans the bibliographic information presented on a web page and creates a reference that you can save to a new or existing group.

Capture Compatible Sources list available here: https://www.myendnoteweb.com/help/en_us/E_NW/he_capture.htm.

Capture New Reference

Save To ☒ my.endnote.com ☐ EndNote

Bibliographic Fields | Optional Fields

Groups: [Add or remove](#)

Bibliographic Fields: At least one of the fields must be filled out.

Reference Type:

Author:
Use format Last Name, First name. Enter each name on a new line.

Title:

Year:

Journal:

Publisher:

Volume:

Part/Supplement:

Issue:

Pages:

Start Page:

Create a new reference manually

The screenshot shows the 'New Reference' dialog box in EndNote. A green box highlights the 'Collect' tab and the 'New Reference' button. Another green box highlights the 'Reference Type' dropdown menu, which is set to 'Journal Article'. A green callout box points to this dropdown with the text: 'Select the relevant document type before you start typing'.

My References **Collect** Organize Format Match Options Downloads

Online Search **New Reference** Import References

Quick Search

Search for

in All My References

My References

All My References (203)

[Unfiled] (1)

Quick List (0)

Trash (0)

▼ **My Groups**

- 3D printing (13)
- Artificial Intelligence (20)
- Autonomous cars (8)
- Climate change (10)
- COVID19 vaccines (70)
- Electric vehicles (10)
- Growth hormone (16)
- Online Education (15)
- Social Media (17)
- Solar Energy (23)

New Reference

Bibliographic Fields:

Reference Type:

Author: Use format Last Name, First name. Enter each name on a new line.

Title:

Year:

Journal:

Volume:

Part/Supplement:

Issue:

Pages:

Start Page:

Errata:

Epub Date:

Note: The above fields are needed for most bibliographic styles.

Sesión B1 – Gestionar mi bibliografía con EndNote Online

- Insertar y formatear referencias en un documento
- Acceder a EndNote Online
- Importar y crear referencias
- Adjuntar archivos PDF u otro tipo de fichero
- Organizar y compartir referencias

Attach PDFs to my references

Bibliographic Fields:

Reference Type: Journal Article

Author: Chatman, Seymour

Title: What Novels Can Do That Films Can't (And Vice Versa)

Year: 1980

Journal: Critical Inquiry

Publisher: University of Chicago Press

Volume: 7

Part/Supplement:

Issue: 1

Pages: 121-140

Start Page:

Errata:

Epub Date:

▼ **Attachments:**

Files: [Attach files](#)

Chatman-1980-What-novels-can-do-that-films-can.pdf

Figure: [Attach figure](#)

What Novels Can Do That Films Can't (And Vice Versa)
Critical Inquiry
Added to Library: 15 Dec 2019 Last Updated: 15 Dec 2019
Online link → [Go to URL](#)

[Attach files](#)

Chatman-1980-What-novels-can-d...

Upload File Attachments

Used Space: **64.66 MB** Available Space: **Unlimited**

Select the files you would like to upload by clicking browse.

A maximum of 5 files can be uploaded at a time.

File: [Choose File](#) No file chosen

File: [Choose File](#) No file chosen

File: [Choose File](#) No file chosen

File: [Choose File](#) No file chosen

File: [Choose File](#) No file chosen

0 Attachment(s) Selected

PDF or other file type

Manage my files and available space

Clarivate Analytics

EndNote

My References

Collect

Organize

Format

Match

Options

Downloads

Manage My Groups

Others' Groups

Find Duplicates

Manage Attachments

Manage Attachments

Used Space: 64.66 MB Available Space:

Space limited to 2GB for files
Limit of 50,000 references for EndNote Online

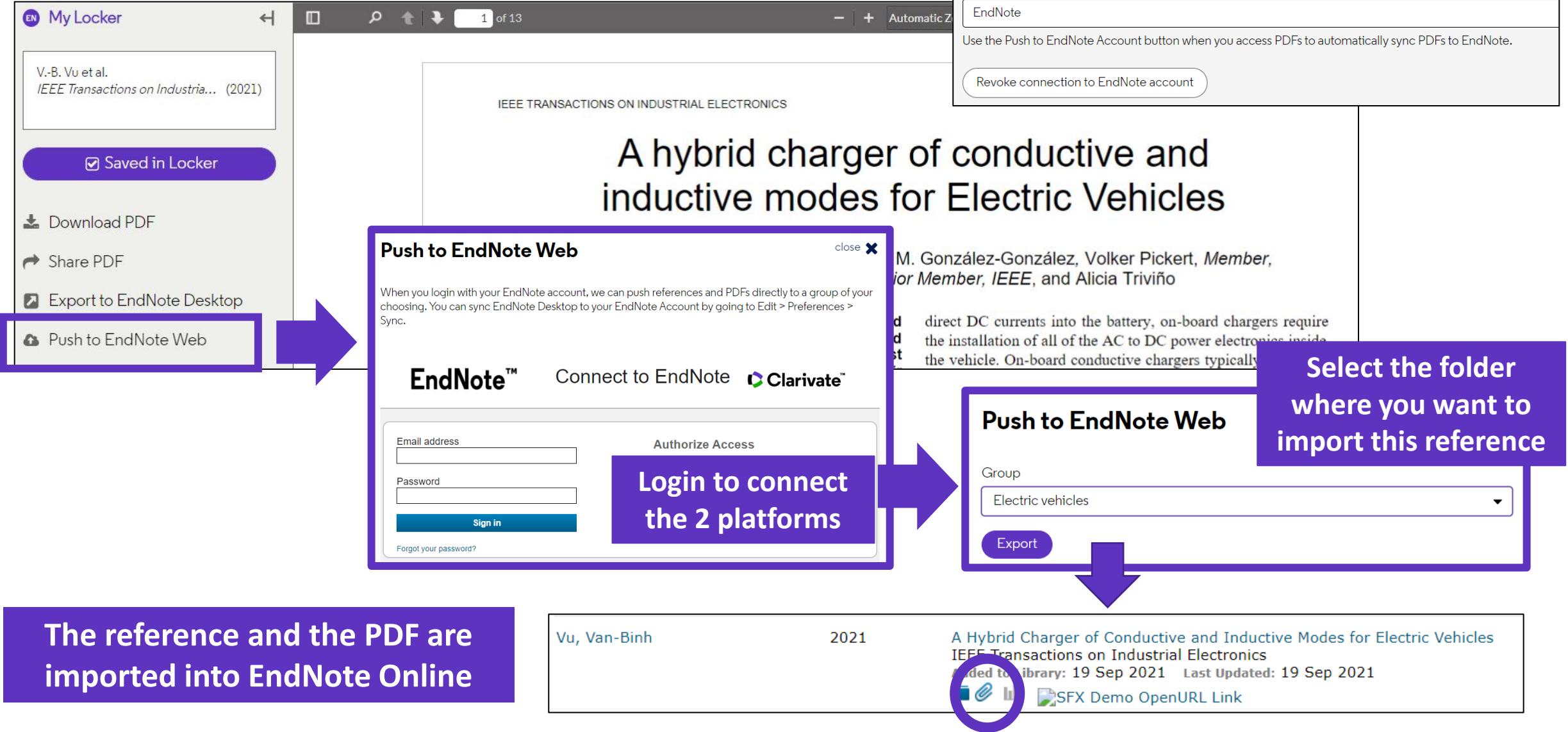
Show 10 per page

Page 1 of 2 Go

Sort by: File Size -- largest to smallest

	File Size	Attachment Name	Author	Year	Title
<input type="checkbox"/>	22.67 MB	Alberti-2018-A palaeoecologica...	Alberti, M.	2018	A palaeoecological review of the lower Gatun Formation (Miocene) of Panama with special emphasis on trophic relationships Palaeobiodiversity and Palaeoenvironments Added to Library: 22 Jan 2019 Last Updated: 20 Nov 2019
<input type="checkbox"/>	7.71 MB	Guenther-2006-Estimates of glo...	Guenther, A.	2006	Estimates of global terrestrial isoprene emissions using MEGAN (Model of Emissions of Gases and Aerosols from Nature) Atmospheric Chemistry and Physics

Import references from EndNote Click



Sesión B1 – Gestionar mi bibliografía con EndNote Online

- Insertar y formatear referencias en un documento
- Acceder a EndNote Online
- Importar y crear referencias
- Adjuntar archivos PDF u otro tipo de fichero
- Organizar y compartir referencias

Organize references in groups

[Unfiled]

Show 10 per page ▾

Page 1 of 1 Go

☐ All ☐ Page

Author

☐ Chatman, Seym

Add to group... ▾

- Add to group...
- Artificial Intelligence_gener... ∞
- Climate change
- Energies
- Growth hormone
- Nobel Prize_general
- Oceanography
- New group

Copy To Quick List Delete

Title

What Novels Can Do That Films Can't (And Vice Versa)
Critical Inquiry
Added to Library: 15 Dec 2019 Last Updated: 15 Dec 2019
Online Link Go to URL

Full Text

Chatman, Seymour 1980

What Novels Can Do That Films Can't (And Vice Versa)
Critical Inquiry
Added to Library: 15 Dec 2019 Last Updated: 15 Dec 2019
Online Link Go to URL

Full Text

Show 10 per page ▾

Page 1 of 1 Go

We recommend adding new references to a group (new or existing) just after importing them in the [Unfiled] folder, so you leave the [Unfiled] folder empty before the next import

Share groups of references

Clarivate Analytics | EndNote

My References Collect **Organize** Format Match Options Downloads

Manage My Groups Others' Groups Find Duplicates Manage Attachments

Manage My Groups

My Groups↑	Number of References	Share		
Artificial Intelligence	10	<input type="checkbox"/>	Manage Sharing	Rename Delete
Autonomous cars	14	<input type="checkbox"/>	Manage Sharing	Rename Delete
Bioplastics	19	<input checked="" type="checkbox"/>	Manage Sharing	Rename Delete
Bioprinting	8	<input checked="" type="checkbox"/>	Manage Sharing	Rename Delete
Growth Hormone	7	<input type="checkbox"/>	Manage Sharing	Rename Delete
Online education	11	<input type="checkbox"/>	Manage Sharing	Rename Delete
Solar energy	20	<input type="checkbox"/>	Manage Sharing	Rename Delete

New group

Note that when you delete a group, its content (the publications) are moved to the [Unfiled] folder

Manage Sharing for 'Artificial Intelligence_general'

0 E-mail Addresses

Start sharing this group.

Add E-mail Addresses to 'Artificial Intelligence_general'

Enter e-mail addresses. Use the Enter or Return key to separate addresses.

List of emails your colleagues are using for EndNote

- OR -

Select a text file with e-mail addresses separated by commas.

Choose File No file chosen

☒ Read only ☐ Read & Write

Note: Attachments are not shared, regardless of access privileges.

Apply

My Groups

- Artificial Intelligence (10)
- Autonomous cars (14)
- Bioplastics (19) 👤
- Bioprinting (8) 👤
- Growth Hormone (7)
- Online education (11)
- Solar energy (20)

Groups Shared by Others

- Social Media (17)

I am sharing these 2 groups with other EndNote users

An EndNote user is sharing this group with me

Find and delete duplicates

When using Find Duplicates, EndNote online compares references based on the following fields:

- Author
- Year
- Title
- Reference Type

The screenshot shows the EndNote online interface with the 'Organize' menu open. The 'Find Duplicates' option is selected. The 'Find Duplicates' dialog box is displayed, showing a table of references. The 'Duplicates' radio button is selected. The 'Delete' button is highlighted. The table shows two duplicate entries for 'Chatman, Seymour' from 1980, both titled 'What Novels Can Do That Films Can't (And Vice Versa) Critical Inquiry'. The most recently imported entry is marked with a checkmark in a box.

Author	Year	Title
Chatman, Seymour	1980	What Novels Can Do That Films Can't (And Vice Versa) Critical Inquiry
Chatman, Seymour	1980	What Novels Can Do That Films Can't (And Vice Versa) Critical Inquiry

Duplicates (the most recently imported files) are already marked and can be deleted

Search references in my online library

The screenshot shows a 'Quick Search' interface. At the top, there is a text input field labeled 'Search for' and a dropdown menu labeled 'in All My References'. Below these is a 'Search' button. To the right of the 'Search for' field, a callout box states 'Searches all indexing fields'. To the right of the 'in All My References' dropdown, a callout box states 'You can search only one group'. Below the search fields, there is a section titled 'My References' which includes links for 'All My References (52)', '[Unfiled] (2)', 'Quick List (0)', and 'Trash (135) Empty'. Below this is a section titled 'My Groups' with a list of categories: 'Artificial Intelligence_ge', 'Climate change (13)', 'Energies (1)', 'Growth hormone (6)', 'Nobel Prize_general (1)', and 'Oceanography (10)'.

Searches are different from the Web of Science:

growth hormone will search (growth OR hormone)

+growth +hormone will search (growth AND hormone)

"growth hormone" will look for exactly what's within the quotes

hormone -growth will search (hormone NOT growth)

Export references

EndNote allows you to output your references in a specified bibliography output style and in a specified file format to e-mail, save or print.

The screenshot shows the 'Export References' dialog box in EndNote. The 'Format' menu is selected in the top navigation bar. The 'Export References' button is highlighted with a red box. The 'References' dropdown is set to 'Select...'. The 'Export style' dropdown is set to 'BibTeX, RIS, Tab Delimited', which is also highlighted with a red box. Below the dropdowns are three buttons: 'Save', 'E-Mail', and 'Preview & Print'.

My References Collect Organize **Format** Match Options Downloads

Bibliography Cite While You Write™ Plug-In Format Paper **Export References**

Export References

References: Select... ▼

Export style: Select... ▼ **BibTeX, RIS, Tab Delimited**

Save E-Mail Preview & Print

The screenshot shows the 'Bibliography' dialog box in EndNote. The 'Format' menu is selected in the top navigation bar. The 'Bibliography' button is highlighted with a red box. The 'References' dropdown is set to 'Select...'. The 'Bibliographic style' dropdown is set to 'Select...', which is also highlighted with a red box. The 'File format' dropdown is set to 'Select...'. To the right of the 'Bibliographic style' dropdown is a link that says 'Select Favorites'. Below the dropdowns are three buttons: 'Save', 'E-Mail', and 'Preview & Print'. A red box highlights the 'File format' dropdown and the text 'HTML, TXT (plain text file) or RTF (rich text file)'.

My References Collect Organize **Format** Match Options Downloads

Bibliography Cite While You Write™ Plug-In Format Paper Export References

Bibliography

References: Select... ▼

Bibliographic style: Select... ▼ [Select Favorites](#)

File format: Select... ▼ **HTML, TXT (plain text file) or RTF (rich text file)**

Save E-Mail Preview & Print

EndNote Resources

- EndNote Online Resources
- Search the Knowledgebase: <http://endnote.com/support>
- Submit a ticket: EndNote.support@clarivate.com
- A class recording: what are you missing by using only EndNote basic?
- EndNote Desktop Resources
- Live training for EndNote desktop

What are you missing by using only EndNote Online?



UNLIMITED STORAGE

EndNote web is limited to only 2GB of attachment space and 50,000 references.



FULL LIBRARY SHARING WITH UP TO 100 ENDNOTE USERS

Activity feed to check who has been making changes to the shared library and what sort of changes were made. With EndNote web only private group sharing.



IMPORT PDFS

- Find Full Text, download PDFs and attach them to your existing records.
- Read and annotate PDFs attached to records. Find Reference Updates to find missing information for references you already have.

In EndNote web you can't annotate attachments.



7,000+ PREDEFINED BIBLIOGRAPHIC FORMATTING STYLES

Or create your own custom styles.

21 predefined bibliographic formatting styles in EndNote web.



CREATE CUSTOM DATABASES

- Create connection files or filters for custom databases
- Select a custom sort order
- Create backups easily with the Compressed Library feature.

In EndNote web you can sort your library according to a limited set of options.



CREATE CUSTOM GROUPS

- 1) group sets to organize groups under project or topic headings
- 2) smart groups, based on a search of the library as a whole
- 3) combined groups, showing references drawn from a combination of other groups.

EndNote web only has one group set, My Groups, and can only show custom groups that require you to add the reference to each group manually.



For questions, contact:

EndNote.support@clarivate.com

