














# 2014-2021 20 AREAS - AR - 06 Octobre 2023

2014 to 2021  













## Agricultural and Biological Sciences AR

Year range: 2014 to 2021 · Data source: Scopus, up to 20 Sep 2023

Entity		2014	2015	2016	2017	2018	2019
 Agricultural and Biological Sciences (miscellaneous)		15.5	18.8	17.7	14.8	11.9	8.1
 Agronomy and Crop Science		20.3	20.2	18.1	16.0	14.9	12.1
 Animal Science and Zoology		16.0	14.5	13.0	11.8	10.4	8.4
 Aquatic Science		23.0	21.7	19.2	16.8	14.9	12.8
 Ecology, Evolution, Behavior and Systematics		25.8	22.9	20.4	17.0	14.8	11.5
 Food Science		26.2	26.5	25.0	22.4	21.9	18.4
 Forestry		22.1	21.3	18.6	16.5	15.5	12.6
 General Agricultural and Biological Sciences		25.9	23.1	20.3	17.4	14.9	11.2
 Horticulture		15.1	15.5	14.5	12.3	12.6	10.7
 Insect Science		19.6	18.1	15.1	13.5	11.9	9.4
 Plant Science		26.0	24.5	21.6	19.3	16.3	13.3
 Soil Science		28.1	26.8	23.4	21.1	18.4	14.9

## Agricultural and Biological Sciences AR

Year range: 2014 to 2021 · Data source: Scopus, up to 20 Sep 2023

Entity	↑	2020	2021	Overall
 Agricultural and Biological Sciences (miscellaneous)		6.6	4.0	10.2
 Agronomy and Crop Science		10.0	6.4	14.0
 Animal Science and Zoology		6.7	4.3	10.2
 Aquatic Science		9.8	5.9	14.7
 Ecology, Evolution, Behavior and Systematics		9.2	5.7	15.2
 Food Science		14.4	9.2	19.2
 Forestry		10.6	6.5	14.7
 General Agricultural and Biological Sciences		9.0	5.5	16.4
 Horticulture		8.6	5.5	11.3
 Insect Science		7.6	4.6	12.0
 Plant Science		10.8	7.1	16.1
 Soil Science		11.6	7.6	18.0

### Metric 1: Citations per Publication

Types of publications included: Articles and reviews. Self-citations included: yes.

Authorship type:

### Metric 2: Publication Year

## Arts and Humanities AR

Year range: 2014 to 2021 · Data source: Scopus, up to 20 Sep 2023

Entity	↑	2014	2015	2016	2017	2018	2019
Archeology (arts and humanities)		11.9	10.5	8.9	7.7	6.2	4.3
Arts and Humanities (miscellaneous)		23.7	20.6	20.3	17.2	13.9	9.2
Classics		2.3	2.1	1.8	1.5	1.2	0.8
Conservation		6.5	7.0	5.6	6.1	5.1	3.9
General Arts and Humanities		3.5	3.6	3.3	3.2	2.7	2.7
History		4.4	4.1	3.6	2.9	2.5	1.8
History and Philosophy of Science		16.9	15.4	12.0	12.0	9.2	6.4
Language and Linguistics		10.8	9.6	7.9	7.3	6.0	4.3
Literature and Literary Theory		1.9	1.8	1.5	1.3	1.1	0.9
Museology		5.2	4.9	4.4	3.5	3.0	2.0
Music		4.5	4.5	4.1	3.2	2.6	2.2
Philosophy		6.4	5.8	4.9	4.4	3.6	2.7
Religious Studies		3.0	2.8	2.6	2.2	1.9	1.5
Visual Arts and Performing Arts		2.9	2.7	2.5	2.0	1.7	1.4

## Arts and Humanities AR

Year range: 2014 to 2021 · Data source: Scopus, up to 20 Sep 2023

Entity	↑	2020	2021	Overall
Archeology (arts and humanities)		3.7	2.0	6.2
Arts and Humanities (miscellaneous)		7.2	4.9	13.7
Classics		0.6	0.3	1.2
Conservation		3.2	2.1	4.5
General Arts and Humanities		2.5	1.7	2.9
History		1.3	0.8	2.4
History and Philosophy of Science		4.8	3.4	9.2
Language and Linguistics		3.4	2.3	5.9
Literature and Literary Theory		0.6	0.4	1.1
Museology		1.4	0.8	2.7
Music		1.7	1.1	2.9
Philosophy		2.2	1.5	3.6
Religious Studies		1.3	0.8	1.9
Visual Arts and Performing Arts		1.2	0.7	1.8

### Metric 1: Citations per Publication

Types of publications included: Articles and reviews. Self-citations included: yes.

Authorship type:

### Metric 2: Publication Year

## Biochemistry, Genetics and Molecular Biology AR

Year range: 2014 to 2021 · Data source: Scopus, up to 20 Sep 2023

Entity	↑	2014	2015	2016	2017	2018
📊 Aging		42.7	38.0	36.2	32.9	26.5
📊 Biochemistry		35.4	31.3	28.9	27.4	24.1
📊 Biochemistry, Genetics and Molecular Biology (miscellaneous)		27.5	37.4	31.7	35.4	31.6
📊 Biophysics		30.2	26.5	24.4	23.0	19.8
📊 Biotechnology		30.7	31.0	29.2	27.7	22.0
📊 Cancer Research		36.5	33.8	30.2	29.9	25.5
📊 Cell Biology		44.9	38.9	36.9	33.6	29.2
📊 Clinical Biochemistry		23.9	21.9	18.6	18.5	17.6
📊 Developmental Biology		37.2	33.1	27.9	25.9	22.3
📊 Endocrinology		33.9	30.2	28.1	25.1	22.1
📊 General Biochemistry, Genetics and Molecular Biology		37.6	36.7	32.4	31.2	30.1
📊 Genetics		35.9	31.7	29.7	27.4	24.3
📊 Molecular Biology		38.0	33.0	31.0	29.5	26.9
📊 Molecular Medicine		35.8	31.9	29.6	26.6	25.1
📊 Physiology		35.9	32.6	29.6	26.7	23.3
📊 Structural Biology		29.0	32.6	28.1	26.9	26.0

## Biochemistry, Genetics and Molecular Biology AR

Year range: 2014 to 2021 · Data source: Scopus, up to 20 Sep 2023

Entity	↑	2019	2020	2021	Overall
📊 Aging		24.0	16.2	9.6	24.6
📊 Biochemistry		20.0	15.6	9.5	23.2
📊 Biochemistry, Genetics and Molecular Biology (miscellaneous)		23.8	16.1	9.8	21.2
📊 Biophysics		16.6	12.6	7.9	19.9
📊 Biotechnology		21.3	16.6	10.5	22.9
📊 Cancer Research		23.1	16.8	9.9	24.7
📊 Cell Biology		23.5	18.2	10.6	28.3
📊 Clinical Biochemistry		16.5	13.1	7.5	16.9
📊 Developmental Biology		18.3	13.7	7.9	22.1
📊 Endocrinology		17.9	13.3	8.0	22.2
📊 General Biochemistry, Genetics and Molecular Biology		26.9	20.5	12.1	28.4
📊 Genetics		19.7	13.8	8.9	23.4
📊 Molecular Biology		21.5	16.9	10.0	24.8
📊 Molecular Medicine		21.8	16.0	9.2	22.9
📊 Physiology		19.4	14.8	8.6	23.0
📊 Structural Biology		23.0	19.1	11.6	23.8

### Metric 1: Citations per Publication

Types of publications included: Articles and reviews. Self-citations included: yes.

Authorship type:

### Metric 2: Publication Year

## Business, Management and Accounting AR

Year range: 2014 to 2021 · Data source: Scopus, up to 20 Sep 2023

Entity	↑	2014	2015	2016	2017	2018
Accounting		27.1	26.5	21.6	19.7	14.3
Business and International Management		24.2	21.6	18.8	17.3	16.0
Business, Management and Accounting (miscellaneous)		17.0	15.5	15.7	14.9	13.2
General Business,Management and Accounting		15.5	14.2	12.2	11.2	11.4
Industrial Relations		15.6	14.6	18.0	14.6	12.3
Management Information Systems		30.1	32.4	29.2	23.6	20.7
Management of Technology and Innovation		28.4	25.5	22.0	17.4	15.3
Marketing		29.3	31.4	29.2	26.6	20.6
Organizational Behavior and Human Resource Management		26.3	24.2	21.1	19.9	16.4
Strategy and Management		31.2	29.2	27.3	26.5	25.1
Tourism, Leisure and Hospitality Management		34.2	34.6	29.3	26.5	23.4

## Business, Management and Accounting AR

Year range: 2014 to 2021 · Data source: Scopus, up to 20 Sep 2023

Entity	↑	2019	2020	2021	Overall
Accounting		11.8	8.8	5.6	15.2
Business and International Management		14.1	12.2	8.3	16.0
Business, Management and Accounting (miscellaneous)		11.6	9.0	5.8	12.0
General Business, Management and Accounting		12.1	9.3	6.7	11.6
Industrial Relations		9.9	8.8	5.6	12.4
Management Information Systems		14.9	14.4	9.9	19.8
Management of Technology and Innovation		8.0	9.1	8.7	14.4
Marketing		20.6	18.0	12.1	22.5
Organizational Behavior and Human Resource Management		12.8	10.1	6.4	16.4
Strategy and Management		21.1	17.5	11.4	22.3
Tourism, Leisure and Hospitality Management		19.3	17.3	11.1	22.3

### Metric 1: Citations per Publication

Types of publications included: Articles and reviews. Self-citations included: yes.

Authorship type:

### Metric 2: Publication Year



## Chemical Engineering AR

Year range: 2014 to 2021 · Data source: Scopus, up to 20 Sep 2023

Entity	↑	2014	2015	2016	2017	2018	2019
▣▣ Bioengineering		43.0	38.9	34.1	31.8	32.1	25.7
▣▣ Catalysis		57.9	54.4	49.3	44.8	39.5	33.0
▣▣ Chemical Engineering (miscellaneous)		24.4	26.1	26.3	29.2	25.9	19.6
▣▣ Chemical Health and Safety		23.7	21.5	15.8	17.5	12.8	9.6
▣▣ Colloid and Surface Chemistry		70.1	64.7	60.0	55.9	46.4	38.1
▣▣ Filtration and Separation		39.2	34.0	33.5	33.4	29.3	27.6
▣▣ Fluid Flow and Transfer Processes		21.1	18.9	20.6	18.5	16.4	14.0
▣▣ General Chemical Engineering		25.9	25.7	23.4	23.6	19.7	18.8
▣▣ Process Chemistry and Technology		29.1	28.9	28.4	29.2	26.7	21.9

## Chemical Engineering AR

Year range: 2014 to 2021 · Data source: Scopus, up to 20 Sep 2023

Entity	↑	2020	2021	Overall
▣▣ Bioengineering		19.1	11.8	28.7
▣▣ Catalysis		24.0	14.5	36.7
▣▣ Chemical Engineering (miscellaneous)		15.0	9.7	17.7
▣▣ Chemical Health and Safety		9.0	6.6	12.6
▣▣ Colloid and Surface Chemistry		29.4	18.2	45.9
▣▣ Filtration and Separation		22.5	14.0	27.1
▣▣ Fluid Flow and Transfer Processes		10.9	7.1	13.7
▣▣ General Chemical Engineering		16.0	10.5	20.0
▣▣ Process Chemistry and Technology		16.4	10.1	20.6

### Metric 1: Citations per Publication

Types of publications included: Articles and reviews. Self-citations included: yes.

Authorship type:

### Metric 2: Publication Year









## Chemistry AR

Year range: 2014 to 2021 · Data source: Scopus, up to 20 Sep 2023

Entity	↑	2014	2015	2016	2017	2018	2019
☐☐ Analytical Chemistry		28.9	26.8	25.4	23.5	21.9	19.3
☐☐ Chemistry (miscellaneous)		26.6	26.9	29.0	28.0	26.2	18.7
☐☐ Electrochemistry		32.0	31.2	28.5	26.3	24.9	21.9
☐☐ General Chemistry		41.1	38.8	34.7	34.2	30.7	26.4
☐☐ Inorganic Chemistry		23.4	23.6	21.8	20.8	19.9	18.0
☐☐ Organic Chemistry		28.2	26.4	24.6	23.1	21.3	18.7
☐☐ Physical and Theoretical Chemistry		28.8	27.3	24.4	22.3	20.5	17.8
☐☐ Spectroscopy		24.9	23.7	23.6	21.9	21.0	19.5

## Chemistry AR

Year range: 2014 to 2021 · Data source: Scopus, up to 20 Sep 2023

Entity	↑	2020	2021	Overall
 Analytical Chemistry		14.8	9.5	20.0
 Chemistry (miscellaneous)		14.6	9.2	18.2
 Electrochemistry		17.2	12.0	23.5
 General Chemistry		21.5	13.9	29.5
 Inorganic Chemistry		13.7	8.9	17.7
 Organic Chemistry		14.6	9.2	19.9
 Physical and Theoretical Chemistry		14.1	9.0	19.6
 Spectroscopy		14.7	9.3	18.4

### Metric 1: Citations per Publication

Types of publications included: Articles and reviews. Self-citations included: yes.

Authorship type:

### Metric 2: Publication Year

## Computer Science AR

Year range: 2014 to 2021 · Data source: Scopus, up to 20 Sep 2023

Entity	↑	2014	2015	2016	2017	2018	2019
Artificial Intelligence		32.0	30.5	28.2	28.5	26.3	21.0
Computational Theory and Mathematics		36.1	26.6	23.4	23.7	20.0	14.7
Computer Graphics and Computer-Aided Design		20.7	20.8	22.4	23.8	21.4	16.4
Computer Networks and Communications		23.6	23.0	21.0	19.4	18.5	16.6
Computer Science (miscellaneous)		12.0	14.1	16.0	14.7	8.5	11.8
Computer Science Applications		29.3	27.9	26.4	25.1	23.1	18.2
Computer Vision and Pattern Recognition		27.8	29.9	23.6	32.0	23.6	18.8
General Computer Science		14.6	15.6	15.1	17.0	17.0	12.5
Hardware and Architecture		22.6	21.4	19.7	18.6	14.7	17.0

Computer Science AR

Entity	↑	2014	2015	2016	2017	2018	2019
Human-Computer Interaction		29.7	30.9	29.4	29.4	25.2	22.9
Information Systems		22.8	22.3	23.1	22.0	21.6	18.0
Signal Processing		30.6	24.8	23.8	24.5	21.7	18.5
Software		28.0	28.9	24.3	25.6	22.8	18.6

## Computer Science AR

Year range: 2014 to 2021 · Data source: Scopus, up to 20 Sep 2023

Entity	↑	2020	2021	Overall
Artificial Intelligence		17.8	11.7	22.6
Computational Theory and Mathematics		10.9	7.5	19.1
Computer Graphics and Computer-Aided Design		11.8	8.0	17.0
Computer Networks and Communications		14.3	8.9	16.6
Computer Science (miscellaneous)		11.6	7.3	10.4
Computer Science Applications		15.1	9.5	19.9
Computer Vision and Pattern Recognition		15.9	10.3	21.3
General Computer Science		11.2	7.6	13.1
Hardware and Architecture		14.2	9.2	15.7
Human-Computer Interaction		18.0	11.5	22.8
Information Systems		14.9	9.4	17.8
Signal Processing		14.6	9.5	19.5
Software		16.0	10.3	20.7

### Metric 1: Citations per Publication

Types of publications included: Articles and reviews. Self-citations included: yes.

Authorship type:

### Metric 2: Publication Year

## Decision Sciences AR

Year range: 2014 to 2021 · Data source: Scopus, up to 20 Sep 2023

Entity	↑	2014	2015	2016	2017	2018	2019
Decision Sciences (miscellaneous)		7.2	6.4	11.1	7.5	4.8	11.6
General Decision Sciences		34.2	31.6	31.8	26.0	24.4	19.6
Information Systems and Management		34.8	36.8	34.0	28.2	23.8	19.6
Management Science and Operations Research		29.5	27.6	23.0	19.4	19.5	16.9
Statistics, Probability and Uncertainty		17.8	23.6	17.5	17.1	12.8	9.2

## Decision Sciences AR

Year range: 2014 to 2021 · Data source: Scopus, up to 20 Sep 2023

Entity	↑	2020	2021	Overall
Decision Sciences (miscellaneous)		14.5	11.2	10.5
General Decision Sciences		15.9	11.8	22.8
Information Systems and Management		16.7	11.3	23.6
Management Science and Operations Research		14.8	9.3	19.1
Statistics, Probability and Uncertainty		6.6	4.2	12.9

Metric 1: **Citations per Publication** ⚙️

Types of publications included: Articles and reviews. Self-citations included: yes.  
Authorship type:

Metric 2: **Publication Year**



Dentistry AR

Year range: 2014 to 2021 · Data source: Scopus, up to 20 Sep 2023

Entity	↑	2014	2015	2016	2017	2018	2019
🗄️ Dental Assisting		-	-	-	4.6	5.0	6.2
🗄️ Dental Hygiene		12.0	11.3	10.3	7.5	7.4	2.2
🗄️ Dentistry (miscellaneous)		16.3	16.1	15.4	11.3	11.7	6.6
🗄️ General Dentistry		19.5	17.7	15.0	14.0	12.1	10.0
🗄️ Oral Surgery		19.7	17.4	16.0	14.4	12.4	9.3
🗄️ Orthodontics		16.1	14.6	12.6	12.2	9.7	5.9
🗄️ Periodontics		26.5	25.6	20.9	23.3	23.3	12.4

Dentistry AR

Year range: 2014 to 2021 · Data source: Scopus, up to 20 Sep 2023

Entity	↑	2020	2021	Overall
🗄️ Dental Assisting		5.0	2.5	3.3
🗄️ Dental Hygiene		2.9	1.6	4.2
🗄️ Dentistry (miscellaneous)		4.7	2.6	8.7
🗄️ General Dentistry		7.8	4.4	11.9
🗄️ Oral Surgery		6.7	3.6	12.1
🗄️ Orthodontics		4.9	2.7	9.0
🗄️ Periodontics		10.7	5.6	17.6

Metric 1: Citations per Publication ⚙️

Types of publications included: Articles and reviews. Self-citations included: yes.

Authorship type:

Metric 2: Publication Year

## Earth and Planetary Sciences AR

Year range: 2014 to 2021 · Data source: Scopus, up to 20 Sep 2023

Entity	↑	2014	2015	2016	2017	2018	2019
Atmospheric Science		34.2	30.6	25.7	24.3	20.9	16.0
Computers in Earth Sciences		42.8	40.2	31.0	28.4	26.3	18.8
Earth and Planetary Sciences (miscellaneous)		29.0	24.4	22.9	21.4	17.3	13.5
Earth-Surface Processes		26.7	24.2	20.7	18.6	15.6	12.1
Economic Geology		23.8	23.5	20.1	17.9	15.2	12.7
General Earth and Planetary Sciences		23.5	23.3	22.6	21.0	18.7	15.4
Geochemistry and Petrology		31.5	28.7	23.9	21.1	17.2	13.5
Geology		26.5	24.2	21.3	18.7	15.9	12.2
Geophysics		29.9	26.3	23.1	20.5	17.2	13.4
Geotechnical Engineering and Engineering Geology		18.1	18.0	17.0	16.2	15.2	12.5
Oceanography		26.0	23.7	20.6	18.8	15.9	13.6
Paleontology		22.2	20.4	17.1	14.0	10.8	9.3
Space and Planetary Science		32.2	30.0	27.1	24.4	21.7	16.8
Stratigraphy		30.6	27.0	24.0	20.5	18.2	14.8

## Earth and Planetary Sciences AR

Year range: 2014 to 2021 · Data source: Scopus, up to 20 Sep 2023

Entity	↑	2020	2021	Overall
Atmospheric Science		12.7	7.7	20.4
Computers in Earth Sciences		15.8	8.9	23.1
Earth and Planetary Sciences (miscellaneous)		10.6	6.3	17.0
Earth-Surface Processes		9.3	6.5	16.1
Economic Geology		10.0	6.5	15.2
General Earth and Planetary Sciences		12.1	7.0	16.5
Geochemistry and Petrology		10.2	6.4	18.3
Geology		9.5	5.9	15.7
Geophysics		10.2	5.8	17.6
Geotechnical Engineering and Engineering Geology		10.2	6.9	13.6
Oceanography		10.4	6.1	16.3
Paleontology		6.8	4.7	12.7
Space and Planetary Science		12.9	7.9	21.1
Stratigraphy		10.3	6.1	17.9

### Metric 1: Citations per Publication

Types of publications included: Articles and reviews. Self-citations included: yes.

Authorship type:

### Metric 2: Publication Year

## Economics, Econometrics and Finance AR

Year range: 2014 to 2021 · Data source: Scopus, up to 20 Sep 2023

Entity	↑	2014	2015	2016	2017	2018
▣▣ Economics and Econometrics		22.5	20.7	17.8	16.4	15.8
▣▣ Economics, Econometrics and Finance (miscellaneous)		13.1	13.9	10.5	10.6	8.8
▣▣ Finance		23.0	21.6	19.3	17.1	14.8
▣▣ General Economics,Econometrics and Finance		7.7	7.7	8.1	7.1	7.1

## Economics, Econometrics and Finance AR

Year range: 2014 to 2021 · Data source: Scopus, up to 20 Sep 2023

Entity	↑	2019	2020	2021	Overall
▣▣ Economics and Econometrics		14.3	11.9	7.8	15.4
▣▣ Economics, Econometrics and Finance (miscellaneous)		7.0	5.7	4.3	8.2
▣▣ Finance		11.7	10.5	6.8	14.6
▣▣ General Economics,Econometrics and Finance		6.6	5.3	3.7	6.6

### Metric 1: Citations per Publication

Types of publications included: Articles and reviews. Self-citations included: yes.

Authorship type:

### Metric 2: Publication Year

Energy AR

Year range: 2014 to 2021 · Data source: Scopus, up to 20 Sep 2023

Entity	↑	2014	2015	2016	2017	2018	2019
Energy (miscellaneous)		21.3	19.7	40.0	29.8	22.3	17.7
Energy Engineering and Power Technology		27.1	25.7	27.2	25.8	23.7	20.1
Fuel Technology		29.9	28.5	30.2	29.1	27.2	22.9
General Energy		37.2	36.7	34.4	28.4	32.1	25.0
Nuclear Energy and Engineering		28.3	24.4	23.4	20.1	20.0	16.9
Renewable Energy, Sustainability and the Environment		52.3	50.1	48.9	44.3	39.9	31.1

Energy AR

Year range: 2014 to 2021 · Data source: Scopus, up to 20 Sep 2023

Entity	↑	2020	2021	Overall
Energy (miscellaneous)		14.7	9.8	17.7
Energy Engineering and Power Technology		16.1	10.7	20.3
Fuel Technology		17.8	11.5	22.7
General Energy		17.6	13.5	26.7
Nuclear Energy and Engineering		12.8	8.6	18.7
Renewable Energy, Sustainability and the Environment		23.5	14.7	33.4

Metric 1: Citations per Publication   
Types of publications included: Articles and reviews. Self-citations included: yes.  
Authorship type:

Metric 2: Publication Year

## Engineering AR

Year range: 2014 to 2021 · Data source: Scopus, up to 20 Sep 2023

Entity	↑	2014	2015	2016	2017	2018	2019
▣▣ Aerospace Engineering		14.7	15.6	16.0	15.1	13.8	12.8
▣▣ Architecture		7.0	7.1	7.2	7.4	6.8	6.4
▣▣ Automotive Engineering		22.4	21.3	21.6	19.3	18.4	17.5
▣▣ Biomedical Engineering		31.8	29.5	24.9	25.8	25.5	21.1
▣▣ Building and Construction		33.3	31.5	29.9	27.5	25.0	22.3
▣▣ Civil and Structural Engineering		27.2	26.5	25.6	22.4	21.0	15.9
▣▣ Computational Mechanics		20.2	18.6	16.7	14.9	13.8	11.5
▣▣ Control and Systems Engineering		25.7	24.4	23.8	22.6	20.2	17.7
▣▣ Electrical and Electronic Engineering		24.2	22.8	21.5	21.3	19.3	15.4
▣▣ Engineering (miscellaneous)		20.6	20.3	19.0	19.1	19.0	13.6
▣▣ General Engineering		17.1	13.9	15.2	15.3	13.8	11.1

## Engineering AR

Entity	↑	2014	2015	2016	2017	2018	2019
Industrial and Manufacturing Engineering		25.0	23.6	25.4	24.1	23.7	22.1
Mechanical Engineering		25.8	24.5	24.2	22.3	20.0	17.3
Mechanics of Materials		28.3	26.6	25.9	24.2	21.5	16.9
Media Technology		13.2	12.8	12.8	13.3	11.2	12.0
Ocean Engineering		17.7	17.3	16.2	14.8	13.9	12.8
Safety, Risk, Reliability and Quality		21.3	20.7	19.5	17.9	16.8	14.4

## Engineering AR

Year range: 2014 to 2021 · Data source: Scopus, up to 20 Sep 2023

Entity	↑	2020	2021	Overall
▣▣ Aerospace Engineering		10.3	6.6	12.8
▣▣ Architecture		6.8	5.3	6.5
▣▣ Automotive Engineering		13.9	8.0	16.9
▣▣ Biomedical Engineering		16.0	10.2	22.3
▣▣ Building and Construction		17.7	11.4	22.9
▣▣ Civil and Structural Engineering		15.0	10.0	19.1
▣▣ Computational Mechanics		9.5	6.4	12.7
▣▣ Control and Systems Engineering		14.2	9.5	18.8
▣▣ Electrical and Electronic Engineering		13.5	8.9	17.6
▣▣ Engineering (miscellaneous)		10.9	7.7	14.1
▣▣ General Engineering		10.4	7.6	12.3
▣▣ Industrial and Manufacturing Engineering		19.0	13.0	21.5
▣▣ Mechanical Engineering		13.8	9.2	19.2
▣▣ Mechanics of Materials		15.1	10.2	20.4
▣▣ Media Technology		11.2	8.5	11.7
▣▣ Ocean Engineering		10.1	6.4	13.0
▣▣ Safety, Risk, Reliability and Quality		12.4	8.4	15.3

### Metric 1: Citations per Publication

Types of publications included: Articles and reviews. Self-citations included: yes.

Authorship type:

### Metric 2: Publication Year



## Environmental Science AR

Year range: 2014 to 2021 · Data source: Scopus, up to 20 Sep 2023

Entity	↑	2014	2015	2016	2017	2018	2019
Ecological Modeling		41.1	39.8	40.1	32.7	30.3	26.2
Ecology		27.5	24.9	21.7	20.1	16.9	12.9
Environmental Chemistry		42.9	38.6	35.9	35.5	34.5	29.9
Environmental Engineering		33.2	33.2	31.5	31.2	25.2	22.7
Environmental Science (miscellaneous)		28.5	29.4	27.5	23.1	19.9	14.9
General Environmental Science		24.3	26.8	26.5	25.8	26.9	22.3
Global and Planetary Change		43.6	35.6	30.9	30.1	27.4	22.7
Health, Toxicology and Mutagenesis		31.7	30.3	29.7	28.1	26.0	21.6
Management, Monitoring, Policy and Law		33.5	30.6	28.9	26.6	23.6	19.7
Nature and Landscape Conservation		24.9	25.3	21.2	19.2	16.3	12.4
Pollution		37.3	33.4	31.2	29.9	29.7	25.3
Waste Management and Disposal		35.3	33.0	32.6	32.5	32.8	28.3
Water Science and Technology		24.4	23.6	20.3	18.8	17.4	14.8

## Environmental Science AR

Year range: 2014 to 2021 · Data source: Scopus, up to 20 Sep 2023

Entity	↑	2020	2021	Overall
Ecological Modeling		18.1	11.6	28.3
Ecology		10.1	6.6	16.1
Environmental Chemistry		25.9	17.3	30.7
Environmental Engineering		21.9	15.8	25.2
Environmental Science (miscellaneous)		12.4	7.4	15.2
General Environmental Science		18.3	11.6	22.0
Global and Planetary Change		16.9	8.8	24.0
Health, Toxicology and Mutagenesis		18.2	12.1	22.2
Management, Monitoring, Policy and Law		15.4	10.0	20.9
Nature and Landscape Conservation		10.5	6.4	15.2
Pollution		21.5	13.7	25.4
Waste Management and Disposal		24.7	16.6	27.9
Water Science and Technology		11.2	7.2	16.3

### Metric 1: Citations per Publication

Types of publications included: Articles and reviews. Self-citations included: yes.

Authorship type:

### Metric 2: Publication Year

## Health Professions AR

Year range: 2014 to 2021 · Data source: Scopus, up to 20 Sep 2023

Entity	↑	2014	2015	2016	2017	2018	2019
☐☐ Chiropractics		12.5	12.3	48.3	10.8	8.7	5.9
☐☐ Complementary and Manual Therapy		15.2	14.7	12.3	10.6	8.4	7.7
☐☐ Emergency Medical Services		12.0	10.4	9.0	7.2	4.9	3.1
☐☐ General Health Professions		18.5	17.7	15.7	15.0	11.8	8.8
☐☐ Health Information Management		32.9	28.9	32.1	23.9	27.3	20.8
☐☐ Health Professions (miscellaneous)		15.0	15.2	14.8	18.5	14.6	8.9
☐☐ Medical Assisting and Transcription		2.6	7.3	7.4	4.6	3.0	2.4
☐☐ Medical Laboratory Technology		13.2	13.3	11.8	12.4	12.5	8.8
☐☐ Medical Terminology		-	-	2.1	1.7	0.8	0.7
☐☐ Occupational Therapy		14.8	13.5	10.8	9.2	8.5	5.5
☐☐ Optometry		18.6	14.2	12.3	12.6	9.8	10.2
☐☐ Pharmacy		10.1	8.6	10.4	7.1	6.3	5.1

## Health Professions AR

Entity	↑	2014	2015	2016	2017	2018	2019
Physical Therapy, Sports Therapy and Rehabilitation		25.3	22.5	19.8	18.3	14.7	11.0
Podiatry		9.0	9.0	6.4	6.3	5.5	5.3
Radiological and Ultrasound Technology		25.5	23.6	24.2	24.1	19.4	17.5
Respiratory Care		-	7.8	10.0	12.8	9.0	7.6
Speech and Hearing		19.4	17.3	14.5	13.4	11.5	8.0

## Health Professions AR

Year range: 2014 to 2021 · Data source: Scopus, up to 20 Sep 2023

Entity	↑	2020	2021	Overall
Chiropractics		4.1	2.9	12.2
Complementary and Manual Therapy		6.1	2.9	8.6
Emergency Medical Services		2.7	1.4	4.7
General Health Professions		5.5	3.8	10.6
Health Information Management		23.8	9.8	22.1
Health Professions (miscellaneous)		9.5	5.7	9.4
Medical Assisting and Transcription		2.3	0.9	3.3
Medical Laboratory Technology		6.9	4.3	9.7
Medical Terminology		0.4	0.6	1.0
Occupational Therapy		4.4	2.1	7.5
Optometry		7.4	4.2	10.8
Pharmacy		5.1	3.0	6.3
Physical Therapy, Sports Therapy and Rehabilitation		8.1	4.7	14.3
Podiatry		3.3	2.2	5.6
Radiological and Ultrasound Technology		12.8	6.7	18.5
Respiratory Care		11.0	5.0	8.8
Speech and Hearing		6.1	3.6	11.0

### Metric 1: Citations per Publication

Types of publications included: Articles and reviews. Self-citations included: yes.

Authorship type:

### Metric 2: Publication Year

## Immunology and Microbiology AR

Year range: 2014 to 2021 · Data source: Scopus, up to 20 Sep 2023

Entity	↑	2014	2015	2016	2017	2018	2019
Applied Microbiology and Biotechnology		27.6	26.7	24.6	22.3	21.6	18.4
General Immunology and Microbiology		35.2	34.1	30.4	26.2	23.1	17.5
Immunology		44.0	39.3	36.2	34.2	29.5	24.2
Immunology and Microbiology (miscellaneous)		20.8	18.5	15.9	14.9	12.3	8.8
Microbiology		35.2	32.6	31.8	29.5	24.8	19.7
Parasitology		28.6	25.5	22.4	19.4	16.7	12.8
Virology		33.8	32.5	28.2	25.2	22.0	17.9

## Immunology and Microbiology AR

Year range: 2014 to 2021 · Data source: Scopus, up to 20 Sep 2023

Entity	↑	2020	2021	Overall
Applied Microbiology and Biotechnology		15.1	8.5	20.4
General Immunology and Microbiology		14.1	8.0	21.9
Immunology		21.3	11.7	28.7
Immunology and Microbiology (miscellaneous)		7.0	3.8	11.8
Microbiology		16.2	9.3	23.1
Parasitology		11.8	6.4	17.7
Virology		21.7	9.8	22.7

### Metric 1: Citations per Publication

Types of publications included: Articles and reviews. Self-citations included: yes.

Authorship type:

### Metric 2: Publication Year

## Materials Science AR

Year range: 2014 to 2021 · Data source: Scopus, up to 20 Sep 2023

Entity	↑	2014	2015	2016	2017	2018	2019
▣▣ Biomaterials		40.4	35.5	37.3	33.9	29.8	22.7
▣▣ Ceramics and Composites		34.1	31.2	29.0	26.8	23.7	21.4
▣▣ Electronic, Optical and Magnetic Materials		24.0	22.8	22.7	20.7	19.1	15.7
▣▣ General Materials Science		38.1	36.3	33.4	31.9	29.6	23.6
▣▣ Materials Chemistry		24.0	23.3	22.9	21.5	19.4	17.1
▣▣ Materials Science (miscellaneous)		11.4	11.1	13.3	12.7	12.2	10.9
▣▣ Metals and Alloys		22.2	21.6	20.6	19.2	17.0	14.2
▣▣ Polymers and Plastics		25.6	23.6	22.3	21.0	18.6	15.2
▣▣ Surfaces, Coatings and Films		28.2	27.2	25.5	23.7	21.1	17.0



## Materials Science AR

Year range: 2014 to 2021 · Data source: Scopus, up to 20 Sep 2023

Entity	↑	2020	2021	Overall
▣▣ Biomaterials		20.7	14.5	27.4
▣▣ Ceramics and Composites		17.0	11.4	23.5
▣▣ Electronic, Optical and Magnetic Materials		13.2	9.1	18.0
▣▣ General Materials Science		18.3	11.7	25.9
▣▣ Materials Chemistry		14.2	9.5	18.6
▣▣ Materials Science (miscellaneous)		10.1	7.3	10.6
▣▣ Metals and Alloys		12.5	8.5	16.7
▣▣ Polymers and Plastics		14.2	9.6	18.0
▣▣ Surfaces, Coatings and Films		14.8	10.0	20.3

### Metric 1: Citations per Publication

Types of publications included: Articles and reviews. Self-citations included: yes.

Authorship type:

### Metric 2: Publication Year

## Mathematics AR

Year range: 2014 to 2021 · Data source: Scopus, up to 20 Sep 2023

Entity	↑	2014	2015	2016	2017	2018	2019
Algebra and Number Theory		7.6	7.0	6.6	6.0	5.5	4.6
Analysis		10.7	10.9	9.7	8.9	7.9	6.6
Applied Mathematics		16.1	15.3	14.5	14.3	12.9	10.4
Computational Mathematics		29.4	21.3	17.0	15.6	14.9	11.6
Control and Optimization		18.0	15.6	16.0	15.9	15.2	12.1
Discrete Mathematics and Combinatorics		8.5	7.9	7.1	6.6	5.8	4.6
General Mathematics		8.6	8.2	8.1	7.3	7.3	6.6
Geometry and Topology		9.2	8.5	8.2	7.9	7.5	6.3
Logic		10.8	11.7	8.9	9.3	7.6	6.9
Mathematical Physics		14.0	13.2	11.8	11.5	9.6	8.7
Mathematics (miscellaneous)		11.1	11.1	9.4	8.3	7.5	5.7
Modeling and Simulation		21.1	18.7	17.5	17.3	16.0	13.8
Numerical Analysis		19.3	16.4	15.9	15.2	13.0	9.9

Mathematics AR

Entity	↑	2014	2015	2016	2017	2018	2019
Statistics and Probability		26.5	22.3	17.2	15.1	13.1	10.1
Theoretical Computer Science		15.2	17.1	16.2	15.6	15.0	13.5

## Mathematics AR

Year range: 2014 to 2021 · Data source: Scopus, up to 20 Sep 2023

Entity	↑	2020	2021	Overall
Algebra and Number Theory		4.0	2.5	5.3
Analysis		5.5	3.6	7.7
Applied Mathematics		9.0	5.7	11.9
Computational Mathematics		9.2	6.0	15.0
Control and Optimization		9.6	6.4	12.0
Discrete Mathematics and Combinatorics		3.4	2.1	5.6
General Mathematics		5.8	3.6	6.7
Geometry and Topology		5.7	3.6	6.8
Logic		6.1	3.7	7.6
Mathematical Physics		8.0	5.1	9.6
Mathematics (miscellaneous)		4.8	3.1	7.0
Modeling and Simulation		10.6	7.3	14.7
Numerical Analysis		8.0	5.3	12.1
Statistics and Probability		7.4	4.1	13.9
Theoretical Computer Science		10.7	7.3	13.5

### Metric 1: Citations per Publication

Types of publications included: Articles and reviews. Self-citations included: yes.

Authorship type:

### Metric 2: Publication Year

## Medicine AR

Year range: 2014 to 2021 · Data source: Scopus, up to 20 Sep 2023

Entity	↑	2014	2015	2016	2017	2018
🏠 Anatomy		22.6	19.9	18.5	16.7	13.0
🏠 Anesthesiology and Pain Medicine		21.6	19.7	17.4	16.9	15.0
🏠 Biochemistry (medical)		25.2	25.0	22.1	23.5	19.9
🏠 Cardiology and Cardiovascular Medicine		28.1	25.5	24.1	22.3	19.6
🏠 Complementary and Alternative Medicine		15.4	14.2	13.7	12.5	10.9
🏠 Critical Care and Intensive Care Medicine		27.7	26.6	24.9	24.2	18.3
🏠 Dermatology		18.7	16.9	14.8	14.7	12.8
🏠 Drug Guides		9.7	8.5	5.6	4.5	5.9
🏠 Embryology		23.4	18.5	16.3	15.8	13.9
🏠 Emergency Medicine		14.5	14.3	12.5	11.5	10.2
🏠 Endocrinology, Diabetes and Metabolism		34.9	30.8	28.3	25.4	22.7
🏠 Epidemiology		34.7	31.0	28.7	26.8	22.1
🏠 Family Practice		13.4	11.6	7.5	7.4	7.9
🏠 Gastroenterology		27.6	26.2	24.3	24.5	20.2
🏠 General Medicine		14.9	15.1	15.3	16.2	14.1
🏠 Genetics (clinical)		37.7	36.1	30.8	27.3	22.2
🏠 Geriatrics and Gerontology		31.8	29.0	25.5	22.6	20.1

## Medicine AR

Entity	↑	2014	2015	2016	2017	2018
Health Informatics		34.0	30.9	26.1	27.0	24.7
Health Policy		19.9	19.2	17.1	16.1	14.4
Hematology		31.7	31.0	30.2	26.2	25.3
Hepatology		40.0	40.9	37.7	37.3	34.4
Histology		20.9	20.7	15.1	13.9	17.3
Immunology and Allergy		42.5	38.0	34.0	31.9	27.9
Infectious Diseases		29.9	27.3	24.6	22.0	19.1
Internal Medicine		33.5	27.9	24.5	23.1	22.0
Medicine (miscellaneous)		28.4	27.3	22.9	22.6	21.2
Microbiology (medical)		31.5	28.2	28.2	26.6	23.1
Nephrology		26.7	25.2	23.3	22.4	17.6
Neurology (clinical)		29.7	27.5	25.0	23.2	19.4
Obstetrics and Gynecology		22.8	21.2	18.3	16.7	14.6
Oncology		34.1	33.1	29.9	27.6	24.5
Ophthalmology		20.0	18.7	16.8	15.2	12.7
Orthopedics and Sports Medicine		24.7	22.0	19.9	18.0	15.2
Otorhinolaryngology		14.8	14.1	13.2	12.0	10.1
Pathology and Forensic Medicine		19.8	18.2	16.2	14.0	13.2
Pediatrics, Perinatology and Child Health		18.9	17.9	15.9	14.4	12.2
Pharmacology (medical)		23.4	20.8	18.4	17.6	15.6

## Medicine AR

Entity	↑	2014	2015	2016	2017	2018
☐☐ Physiology (medical)		33.3	31.5	27.0	26.1	21.9
☐☐ Psychiatric Mental Health		18.6	18.9	15.7	14.8	12.7
☐☐ Public Health, Environmental and Occupational Health		22.8	21.5	18.9	18.0	15.7
☐☐ Pulmonary and Respiratory Medicine		25.9	24.7	21.9	21.6	17.3
☐☐ Radiology, Nuclear Medicine and Imaging		21.4	20.2	18.0	17.9	15.5
☐☐ Rehabilitation		20.0	18.0	15.4	14.4	11.4
☐☐ Reproductive Medicine		27.2	24.0	22.7	19.4	16.8
☐☐ Reviews and References (medical)		21.7	12.7	12.2	25.5	10.2
☐☐ Rheumatology		34.6	32.3	27.1	26.1	19.7
☐☐ Surgery		19.2	17.5	15.8	14.5	12.3
☐☐ Transplantation		26.7	26.5	22.3	20.3	15.6
☐☐ Urology		20.0	19.1	18.1	15.8	13.4

## Medicine AR

Year range: 2014 to 2021 · Data source: Scopus, up to 20 Sep 2023

Entity	↑	2019	2020	2021	Overall
🏥 Anatomy		9.5	7.4	4.6	13.6
🏥 Anesthesiology and Pain Medicine		12.1	9.1	4.9	14.0
🏥 Biochemistry (medical)		14.6	12.9	7.0	17.4
🏥 Cardiology and Cardiovascular Medicine		15.7	12.5	7.2	18.9
🏥 Complementary and Alternative Medicine		9.3	7.8	4.4	10.7
🏥 Critical Care and Intensive Care Medicine		14.8	13.9	7.0	18.9
🏥 Dermatology		10.2	7.8	4.7	12.0
🏥 Drug Guides		4.6	4.9	2.7	5.2
🏥 Embryology		7.2	6.9	3.7	12.9
🏥 Emergency Medicine		7.8	7.1	4.0	9.7
🏥 Endocrinology, Diabetes and Metabolism		17.9	13.9	7.9	21.4
🏥 Epidemiology		16.0	18.5	8.8	22.6
🏥 Family Practice		5.0	4.1	2.8	6.8
🏥 Gastroenterology		16.4	12.6	7.1	19.3
🏥 General Medicine		11.6	12.6	5.9	12.8
🏥 Genetics (clinical)		18.7	11.8	6.9	22.1
🏥 Geriatrics and Gerontology		16.0	12.3	7.7	19.6
🏥 Health Informatics		19.2	17.4	8.8	20.1
🏥 Health Policy		10.6	9.4	5.6	13.0
🏥 Hematology		19.4	16.7	11.5	23.6



## Medicine AR

Entity	↑	2019	2020	2021	Overall
☐☐ Hepatology		23.9	19.2	10.2	28.8
☐☐ Histology		13.2	11.9	6.5	14.8
☐☐ Immunology and Allergy		22.8	19.4	10.6	26.5
☐☐ Infectious Diseases		14.9	17.4	9.2	19.5
☐☐ Internal Medicine		15.5	14.8	7.9	20.1
☐☐ Medicine (miscellaneous)		15.3	12.4	7.4	17.7
☐☐ Microbiology (medical)		18.2	19.2	9.6	21.2
☐☐ Nephrology		13.5	11.3	6.4	17.6
☐☐ Neurology (clinical)		15.5	11.6	6.6	18.9
☐☐ Obstetrics and Gynecology		10.8	8.4	4.9	14.1
☐☐ Oncology		20.6	14.7	9.5	23.2
☐☐ Ophthalmology		10.1	7.4	4.4	12.6
☐☐ Orthopedics and Sports Medicine		11.8	8.2	4.6	14.6
☐☐ Otorhinolaryngology		8.2	6.9	3.8	10.1
☐☐ Pathology and Forensic Medicine		10.1	7.2	4.6	12.7
☐☐ Pediatrics, Perinatology and Child Health		9.4	7.8	4.3	12.0
☐☐ Pharmacology (medical)		12.8	11.2	6.6	15.1
☐☐ Physiology (medical)		18.8	14.0	8.3	22.0
☐☐ Psychiatric Mental Health		8.1	7.3	5.8	11.9
☐☐ Public Health, Environmental and Occupational Health		11.7	11.7	7.0	14.7
☐☐ Pulmonary and Respiratory Medicine		14.5	12.7	7.1	17.7

## Medicine AR

Entity	↑	2019	2020	2021	Overall
🏥 Radiology, Nuclear Medicine and Imaging		13.2	10.6	5.8	14.8
🏥 Rehabilitation		8.6	6.8	4.0	11.6
🏥 Reproductive Medicine		12.2	8.5	5.1	16.0
🏥 Reviews and References (medical)		4.0	2.8	1.7	6.7
🏥 Rheumatology		16.9	13.1	7.9	21.3
🏥 Surgery		9.6	6.7	3.9	11.7
🏥 Transplantation		12.9	9.8	6.0	16.7
🏥 Urology		11.0	7.8	5.0	13.3

### Metric 1: Citations per Publication ⚙️

Types of publications included: Articles and reviews. Self-citations included: yes.

Authorship type:

### Metric 2: Publication Year

## Multidisciplinary AR

Year range: 2014 to 2021 · Data source: Scopus, up to 20 Sep 2023

Entity	↑	2014	2015	2016	2017	2018	2019
🏥 Multidisciplinary		45.3	44.0	36.9	34.6	30.1	24.0

Multidisciplinary AR


Year range: 2014 to 2021 · Data source: Scopus, up to 20 Sep 2023

Entity	↑	2020	2021	Overall
 Multidisciplinary		20.7	11.3	30.2

Metric 1: **Citations per Publication**   
Types of publications included: Articles and reviews. Self-citations included: yes.  
Authorship type:












Metric 2: **Publication Year**

# 2014-2021 7 AREAS - AR - 06 Octubre 2023

2014 to 2021  

## Neuroscience AR

Year range: 2014 to 2021 · Data source: Scopus, up to 20 Sep 2023

Entity		2014	2015	2016	2017	2018	2019
 Behavioral Neuroscience		32.5	30.2	24.9	24.2	19.2	14.9
 Biological Psychiatry		37.7	33.7	32.9	27.4	24.0	18.9
 Cellular and Molecular Neuroscience		41.2	37.0	35.9	31.9	29.1	23.7
 Cognitive Neuroscience		43.5	37.2	32.7	30.1	25.5	20.6
 Developmental Neuroscience		33.2	29.5	26.5	23.2	21.5	16.7
 Endocrine and Autonomic Systems		34.9	32.9	28.7	26.1	22.5	17.7
 General Neuroscience		42.2	38.9	33.0	30.0	24.8	19.4
 Neurology		34.3	30.7	28.0	26.2	21.7	17.4
 Neuroscience (miscellaneous)		31.9	26.9	23.5	21.4	18.3	13.0
 Sensory Systems		27.5	25.1	22.9	21.1	17.0	13.7

Neuroscience AR

Year range: 2014 to 2021 · Data source: Scopus, up to 20 Sep 2023

Entity	↑	2020	2021	Overall
Behavioral Neuroscience		14.1	7.5	20.3
Biological Psychiatry		19.0	9.3	24.7
Cellular and Molecular Neuroscience		17.3	10.1	27.2
Cognitive Neuroscience		15.2	8.7	25.3
Developmental Neuroscience		13.3	7.7	21.1
Endocrine and Autonomic Systems		19.4	8.4	23.5
General Neuroscience		14.1	7.7	24.6
Neurology		12.7	7.4	21.2
Neuroscience (miscellaneous)		9.6	6.4	18.3
Sensory Systems		10.2	6.2	18.0

Metric 1: Citations per Publication   
Types of publications included: Articles and reviews. Self-citations included: yes.  
Authorship type:

Metric 2: Publication Year

## Nursing AR

Year range: 2014 to 2021 · Data source: Scopus, up to 20 Sep 2023

Entity	↑	2014	2015	2016	2017	2018	2019
Advanced and Specialized Nursing		27.6	24.1	20.5	18.4	17.5	14.1
Assessment and Diagnosis		9.9	10.2	9.6	6.4	6.9	5.3
Care Planning		14.3	14.2	12.8	9.4	8.9	6.9
Community and Home Care		9.8	7.8	8.3	7.6	6.7	5.0
Critical Care Nursing		9.3	9.0	9.8	9.6	7.5	6.4
Emergency Nursing		11.7	15.0	9.1	9.4	9.2	7.6
Fundamentals and Skills		13.4	13.0	12.3	10.4	8.3	6.0
General Nursing		14.3	13.6	13.4	12.5	10.5	6.9
Gerontology		19.2	19.2	17.3	14.3	12.9	10.8
Issues, Ethics and Legal Aspects		10.9	11.1	10.4	9.4	9.0	8.2
Leadership and Management		12.0	11.5	10.8	9.4	8.9	7.8
LPN and LVN		13.0	11.5	10.0	9.6	8.1	6.7
Maternity and Midwifery		15.1	13.0	12.4	11.7	9.5	7.3

## Nursing AR

Entity	↑	2014	2015	2016	2017	2018	2019
☐☐ Medical and Surgical Nursing		7.4	7.5	7.7	7.2	5.5	5.3
☐☐ Nurse Assisting		2.5	2.9	2.9	3.4	4.7	2.8
☐☐ Nursing (miscellaneous)		14.2	13.6	12.7	11.3	9.3	6.6
☐☐ Nutrition and Dietetics		32.2	30.3	26.8	24.4	21.2	17.7
☐☐ Oncology (nursing)		22.7	18.2	18.3	15.5	13.1	10.3
☐☐ Pathophysiology		-	-	-	-	-	2.0
☐☐ Pediatrics		10.7	11.9	10.5	10.5	8.7	6.6
☐☐ Pharmacology (nursing)		5.2	5.8	4.6	7.1	3.9	3.5
☐☐ Psychiatric Mental Health		18.6	18.9	15.7	14.8	12.7	8.1
☐☐ Research and Theory		12.1	10.2	9.2	8.4	8.8	5.6
☐☐ Review and Exam Preparation		7.1	8.2	7.7	5.6	7.3	4.0



## Nursing AR

Year range: 2014 to 2021 · Data source: Scopus, up to 20 Sep 2023

Entity	↑	2020	2021	Overall
Advanced and Specialized Nursing		11.2	5.8	16.7
Assessment and Diagnosis		3.7	2.6	6.8
Care Planning		4.6	3.4	8.9
Community and Home Care		4.7	2.7	6.4
Critical Care Nursing		4.4	3.6	7.2
Emergency Nursing		6.5	4.0	8.8
Fundamentals and Skills		3.6	2.6	7.5
General Nursing		6.2	4.1	9.5
Gerontology		8.7	6.0	13.0
Issues, Ethics and Legal Aspects		6.9	4.2	8.7
Leadership and Management		7.1	4.9	8.2
LPN and LVN		4.7	3.0	8.0
Maternity and Midwifery		4.8	3.2	9.1
Medical and Surgical Nursing		3.7	2.3	5.7
Nurse Assisting		2.4	0.7	2.7
Nursing (miscellaneous)		5.3	3.3	8.6
Nutrition and Dietetics		14.1	8.1	20.4
Oncology (nursing)		7.6	4.6	13.0
Pathophysiology		1.4	0.5	1.2
Pediatrics		5.8	3.4	8.2



## Nursing AR

Entity	↑	2020	2021	Overall
 Pharmacology (nursing)		3.2	1.9	4.2
 Psychiatric Mental Health		7.3	5.8	11.9
 Research and Theory		4.3	3.1	6.8
 Review and Exam Preparation		3.4	1.8	5.4

### Metric 1: Citations per Publication







Types of publications included: Articles and reviews. Self-citations included: yes.

Authorship type:

### Metric 2: Publication Year

## Pharmacology, Toxicology and Pharmaceutics AR

Year range: 2014 to 2021 · Data source: Scopus, up to 20 Sep 2023

Entity	↑	2014	2015	2016	2017	2018	2019
 Drug Discovery		26.3	24.4	22.6	21.8	19.7	16.9
 General Pharmacology, Toxicology and Pharmaceutics		10.8	10.1	9.1	10.8	10.7	8.1
 Pharmaceutical Science		20.3	21.1	19.5	18.5	17.5	16.1
 Pharmacology		25.9	23.5	21.9	21.6	19.8	16.9
 Pharmacology, Toxicology and Pharmaceutics (miscellaneous)		14.9	14.9	17.2	18.0	15.6	12.4
 Toxicology		29.7	26.5	24.8	24.4	21.7	17.4

## Pharmacology, Toxicology and Pharmaceutics AR

Year range: 2014 to 2021 · Data source: Scopus, up to 20 Sep 2023

Entity	↑	2020	2021	Overall
☐☐ Drug Discovery		14.0	8.9	18.7
☐☐ General Pharmacology, Toxicology and Pharmaceutics		6.1	5.0	8.4
☐☐ Pharmaceutical Science		12.1	8.0	16.2
☐☐ Pharmacology		13.4	8.5	18.5
☐☐ Pharmacology, Toxicology and Pharmaceutics (miscellaneous)		12.0	5.7	12.7
☐☐ Toxicology		11.7	8.4	19.6

### Metric 1: Citations per Publication

Types of publications included: Articles and reviews. Self-citations included: yes.

Authorship type:

### Metric 2: Publication Year

## Physics and Astronomy AR

Year range: 2014 to 2021 · Data source: Scopus, up to 20 Sep 2023

Entity	↑	2014	2015	2016	2017	2018	2019
Acoustics and Ultrasonics		20.1	17.4	16.5	17.1	14.2	11.7
Astronomy and Astrophysics		32.9	30.6	27.9	24.8	22.3	17.3
Atomic and Molecular Physics, and Optics		21.6	20.3	19.6	18.6	17.2	14.4
Condensed Matter Physics		23.8	22.2	20.5	19.6	18.2	15.5
General Physics and Astronomy		33.3	31.6	28.8	27.3	24.8	20.8
Instrumentation		20.2	18.9	17.9	18.4	17.5	14.2
Nuclear and High Energy Physics		22.2	19.9	17.0	15.3	14.4	11.7
Physics and Astronomy (miscellaneous)		25.0	22.9	20.3	18.1	16.3	13.2
Radiation		16.2	14.7	13.9	13.4	11.5	9.4
Statistical and Nonlinear Physics		16.2	14.7	14.4	12.7	10.7	10.0
Surfaces and Interfaces		29.1	26.3	24.5	23.3	21.9	19.1

## Physics and Astronomy AR

Year range: 2014 to 2021 · Data source: Scopus, up to 20 Sep 2023

Entity	↑	2020	2021	Overall
Acoustics and Ultrasonics		9.7	6.4	13.9
Astronomy and Astrophysics		13.5	8.7	21.7
Atomic and Molecular Physics, and Optics		11.6	7.7	15.8
Condensed Matter Physics		12.6	8.6	17.3
General Physics and Astronomy		16.8	10.8	23.5
Instrumentation		11.4	7.5	14.4
Nuclear and High Energy Physics		9.1	6.4	14.8
Physics and Astronomy (miscellaneous)		10.4	6.9	16.2
Radiation		7.5	4.7	11.4
Statistical and Nonlinear Physics		9.6	5.5	11.4
Surfaces and Interfaces		15.1	10.1	20.5

### Metric 1: Citations per Publication

Types of publications included: Articles and reviews. Self-citations included: yes.

Authorship type:

### Metric 2: Publication Year

## Psychology AR

Year range: 2014 to 2021 · Data source: Scopus, up to 20 Sep 2023

Entity	↑	2014	2015	2016	2017	2018	2019
Applied Psychology		31.6	30.2	25.1	22.7	18.7	16.2
Clinical Psychology		24.9	22.8	20.1	18.4	15.8	11.9
Developmental and Educational Psychology		28.3	24.7	22.0	19.0	16.1	12.8
Experimental and Cognitive Psychology		30.6	26.6	24.1	21.1	17.7	13.1
General Psychology		32.9	28.6	24.6	22.3	18.4	14.7
Neuropsychology and Physiological Psychology		34.6	31.4	26.5	24.2	19.1	15.0
Psychology (miscellaneous)		25.8	19.9	19.3	18.3	14.7	10.3
Social Psychology		25.1	22.9	19.8	18.1	15.0	11.8

## Psychology AR

Year range: 2014 to 2021 · Data source: Scopus, up to 20 Sep 2023

Entity	↑	2020	2021	Overall
Applied Psychology		12.4	8.7	19.5
Clinical Psychology		10.4	6.5	15.7
Developmental and Educational Psychology		10.2	6.1	16.5
Experimental and Cognitive Psychology		10.2	6.3	18.2
General Psychology		11.9	7.3	18.8
Neuropsychology and Physiological Psychology		10.1	6.0	20.3
Psychology (miscellaneous)		7.1	4.9	13.4
Social Psychology		10.2	6.5	15.5

### Metric 1: Citations per Publication

Types of publications included: Articles and reviews. Self-citations included: yes.  
Authorship type:

### Metric 2: Publication Year

## Social Sciences AR

Year range: 2014 to 2021 · Data source: Scopus, up to 20 Sep 2023

Entity	↑	2014	2015	2016	2017	2018	2019
Anthropology		12.5	11.4	9.5	8.4	6.5	4.9
Archeology		11.3	10.2	8.7	7.7	6.2	4.4
Communication		16.3	15.4	14.5	13.1	12.2	8.4
Cultural Studies		6.1	6.1	5.1	4.3	3.8	3.0
Demography		20.0	17.6	14.5	13.0	10.2	8.1
Development		21.7	20.8	19.1	17.0	14.6	10.0
Education		17.0	15.6	13.9	12.5	11.1	8.4
Gender Studies		15.5	13.8	12.7	10.9	9.6	7.1
General Social Sciences		12.4	11.1	10.9	11.5	9.2	7.5
Geography, Planning and Development		20.4	20.3	18.1	17.7	16.3	13.4
Health (social science)		19.3	17.5	15.9	13.3	13.7	10.9
Human Factors and Ergonomics		26.3	25.6	24.2	21.9	20.1	16.4
Law		11.8	10.5	9.6	8.6	7.6	5.6
Library and Information Sciences		17.0	16.7	18.0	15.9	14.6	10.5
Life-span and Life-course Studies		28.7	25.6	22.2	20.1	15.9	13.7

Social Sciences AR

Entity	↑	2014	2015	2016	2017	2018	2019
▣▣ Linguistics and Language		11.1	9.8	8.2	7.4	6.1	4.5
▣▣ Political Science and International Relations		11.8	10.5	9.3	8.4	7.2	5.7
▣▣ Public Administration		18.1	16.4	14.9	13.7	10.9	9.2
▣▣ Safety Research		19.6	17.2	15.6	16.5	13.9	11.5
▣▣ Social Sciences (miscellaneous)		19.7	18.8	17.2	14.2	12.2	8.4
▣▣ Sociology and Political Science		16.6	15.0	13.2	11.9	10.1	8.1
▣▣ Transportation		33.2	32.8	31.1	28.9	24.6	21.6
▣▣ Urban Studies		19.2	17.0	15.9	14.0	12.9	10.6



## Social Sciences AR

Year range: 2014 to 2021 · Data source: Scopus, up to 20 Sep 2023

Entity	↑	2020	2021	Overall
Anthropology		3.8	2.4	6.9
Archeology		3.3	2.0	6.2
Communication		7.0	4.5	10.6
Cultural Studies		2.4	1.6	3.8
Demography		6.6	4.7	11.0
Development		8.0	6.7	13.3
Education		7.0	4.4	10.4
Gender Studies		5.5	3.8	9.1
General Social Sciences		6.4	4.1	8.9
Geography, Planning and Development		11.6	7.2	14.2
Health (social science)		10.5	6.5	12.6
Human Factors and Ergonomics		14.4	8.9	18.9
Law		4.0	2.9	6.9
Library and Information Sciences		9.5	5.8	12.9
Life-span and Life-course Studies		10.8	7.0	17.2
Linguistics and Language		3.7	2.4	6.1
Political Science and International Relations		4.4	3.0	7.1
Public Administration		8.2	5.1	11.1
Safety Research		9.9	5.7	12.7
Social Sciences (miscellaneous)		7.2	4.5	11.4

# Social Sciences AR

Entity	↑	2020	2021	Overall
🏠 Sociology and Political Science		6.4	4.4	10.2
🏠 Transportation		17.9	11.4	23.3
🏠 Urban Studies		8.9	5.5	11.9

Metric 1: **Citations per Publication** ⚙️  
Types of publications included: Articles and reviews. Self-citations included: yes.  
Authorship type:

Metric 2: **Publication Year**

# Veterinary AR

Year range: 2014 to 2021 · Data source: Scopus, up to 20 Sep 2023

Entity	↑	2014	2015	2016	2017	2018	2019
🏠 Equine		16.0	14.5	15.1	11.7	9.8	9.3
🏠 Food Animals		16.5	15.8	15.3	13.1	11.8	10.2
🏠 General Veterinary		13.0	12.7	10.8	9.5	8.6	7.3
🏠 Small Animals		13.1	12.8	14.8	11.3	9.3	8.0
🏠 Veterinary (miscellaneous)		18.9	19.1	18.1	18.9	15.1	10.6

## Veterinary AR

Year range: 2014 to 2021 · Data source: Scopus, up to 20 Sep 2023

Entity	↑	2020	2021	Overall
Equine		6.7	3.7	10.6
Food Animals		7.8	4.9	11.7
General Veterinary		5.9	3.8	8.5
Small Animals		6.3	3.2	9.7
Veterinary (miscellaneous)		8.6	5.7	12.9

### Metric 1: Citations per Publication

Types of publications included: Articles and reviews. Self-citations included: yes.

Authorship type:

### Metric 2: Publication Year